

JNCGU/ENV/2022-23/01

Date-11.07.2022

To
The Member Secretary,
M.P. Pollution Control Board,
Parayavaran Parisar, E-5 Arera Colony
Bhopal (M.P.) - 462016


Subject: - Quarterly Air & Water Monitoring Report under Air & Water (Prevention & Control of Pollution) Act, 1981 & 1974 respectively.

Dear Sir,

Please find enclosed herewith Ambient Air Quality and Stack Emission Monitoring Reports for the Quarter (April, 2022- June, 2022) for Jaypee Nigrie Cement Grinding Unit (A Unit of Jaiprakash Power Ventures Ltd.)

Thanking You,

Yours Sincerely,
For Jaypee Nigrie Cement Grinding Unit
(A Unit of Jaiprakash Power Ventures Ltd.)


Vinod Sharma
Sr. President

Encl: - As Above

CC. **Regional Officer**
M.P. Pollution Control Board,
Bhakuar, Naugadh,
District: Singrauli (MP) - 486669

- For kind information please.

JAYPEE NIGRIE CEMENT GRINDING UNIT
(A Unit of Jaiprakash Power Ventures Limited)

AMBIENT AIR QUALITY MONITORING REPORT

MONTH: APRIL - 2022

LOCATION : Near STP -(Colony Area)						
Name of Week	Particulars	PM2.5 ($\mu\text{g}/\text{m}^3$)	PM10 ($\mu\text{g}/\text{m}^3$)	SO2 ($\mu\text{g}/\text{m}^3$)	NO2 ($\mu\text{g}/\text{m}^3$)	CO (mg/m^3)
1 st	Weekly Average	22.4	45.5	6.5	11.7	0.459
2 nd	Weekly Average	26.7	52.8	6.2	12.0	0.426
3 rd	Weekly Average	27.7	53.3	7.1	12.5	0.437
4 th	Weekly Average	31.7	60.8	7.4	14.5	0.517
LOCATION : Near H2 Gas Cylinder Shed						
Name of Week	Particulars	PM2.5 ($\mu\text{g}/\text{m}^3$)	PM10 ($\mu\text{g}/\text{m}^3$)	SO2 ($\mu\text{g}/\text{m}^3$)	NO2 ($\mu\text{g}/\text{m}^3$)	CO (mg/m^3)
1 st	Weekly Average	28.8	59.8	8.0	13.2	0.545
2 nd	Weekly Average	32.7	63.6	8.3	14.5	0.520
3 rd	Weekly Average	30.4	61.0	8.8	15.3	0.549
4 th	Weekly Average	35.8	68.9	9.9	15.6	0.621
LOCATION : Near Watch Tower 22 (Cement Grinding Unit)						
Name of Week	Particulars	PM2.5 ($\mu\text{g}/\text{m}^3$)	PM10 ($\mu\text{g}/\text{m}^3$)	SO2 ($\mu\text{g}/\text{m}^3$)	NO2 ($\mu\text{g}/\text{m}^3$)	CO (mg/m^3)
1 st	Weekly Average	28.8	58.7	7.1	11.6	0.470
2 nd	Weekly Average	32.3	64.8	6.9	14.2	0.539
3 rd	Weekly Average	33.7	69.7	8.0	13.9	0.579
4 th	Weekly Average	34.8	71.7	8.7	15.1	0.570
LOCATION : Near Fuel Storage Tank						
Name of Week	Particulars	PM2.5 ($\mu\text{g}/\text{m}^3$)	PM10 ($\mu\text{g}/\text{m}^3$)	SO2 ($\mu\text{g}/\text{m}^3$)	NO2 ($\mu\text{g}/\text{m}^3$)	CO (mg/m^3)
1 st	Weekly Average	34.5	68.5	7.9	13.4	0.638
2 nd	Weekly Average	33.8	67.8	8.0	14.0	0.573
3 rd	Weekly Average	36.7	69.2	9.1	16.1	0.596
4 th	Weekly Average	39.3	73.6	10.4	17.1	0.665

For Jaypee Nigrie Cement Grinding Unit



Authorized Signatory

JAYPEE NIGRIE CEMENT GRINDING UNIT
(A Unit of Jaiprakash Power Ventures Limited)

AMBIENT AIR QUALITY MONITORING REPORT

MONTH: MAY - 2022

LOCATION : Near STP - (Colony Area)						
Name of Week	Particulars	PM2.5 ($\mu\text{g}/\text{m}^3$)	PM10 ($\mu\text{g}/\text{m}^3$)	SO2 ($\mu\text{g}/\text{m}^3$)	NO2 ($\mu\text{g}/\text{m}^3$)	CO (mg/m^3)
1 st	Weekly Average	28.3	52.7	6.8	13.2	0.492
2 nd	Weekly Average	28.8	55.5	6.5	11.7	0.462
3 rd	Weekly Average	31.0	62.7	8.0	13.5	0.494
4 th	Weekly Average	20.4	48.0	5.5	11.1	0.399
LOCATION : Near H2 Gas Cylinder Shed						
Name of Week	Particulars	PM2.5 ($\mu\text{g}/\text{m}^3$)	PM10 ($\mu\text{g}/\text{m}^3$)	SO2 ($\mu\text{g}/\text{m}^3$)	NO2 ($\mu\text{g}/\text{m}^3$)	CO (mg/m^3)
1 st	Weekly Average	33.0	64.8	9.5	16.3	0.587
2 nd	Weekly Average	30.4	65.7	7.1	15.5	0.601
3 rd	Weekly Average	35.3	70.2	8.8	15.3	0.549
4 th	Weekly Average	25.3	53.3	7.5	13.6	0.501
LOCATION : Near Watch Tower 22 (Cement Grinding Unit)						
Name of Week	Particulars	PM2.5 ($\mu\text{g}/\text{m}^3$)	PM10 ($\mu\text{g}/\text{m}^3$)	SO2 ($\mu\text{g}/\text{m}^3$)	NO2 ($\mu\text{g}/\text{m}^3$)	CO (mg/m^3)
1 st	Weekly Average	31.6	64.0	8.0	14.0	0.520
2 nd	Weekly Average	34.8	69.0	7.6	14.3	0.565
3 rd	Weekly Average	36.3	72.2	8.9	16.4	0.585
4 th	Weekly Average	24.6	53.1	6.2	11.4	0.505
LOCATION : Near Fuel Storage Tank						
Name of Week	Particulars	PM2.5 ($\mu\text{g}/\text{m}^3$)	PM10 ($\mu\text{g}/\text{m}^3$)	SO2 ($\mu\text{g}/\text{m}^3$)	NO2 ($\mu\text{g}/\text{m}^3$)	CO (mg/m^3)
1 st	Weekly Average	34.6	68.9	8.3	15.3	0.635
2 nd	Weekly Average	31.2	62.7	6.0	11.9	0.537
3 rd	Weekly Average	35.8	70.7	8.1	14.3	0.554
4 th	Weekly Average	25.9	59.1	7.1	14.0	0.496

For Jaypee Nigrie Cement Grinding Unit



Authorized Signatory


JAYPEE NIGRIE CEMENT GRINDING UNIT
(A Unit of Jaiprakash Power Ventures Limited)

AMBIENT AIR QUALITY MONITORING REPORT

MONTH: JUNE - 2022

LOCATION : Near STP -(Colony Area)						
Name of Week	Particulars	PM2.5 ($\mu\text{g}/\text{m}^3$)	PM10 ($\mu\text{g}/\text{m}^3$)	SO2 ($\mu\text{g}/\text{m}^3$)	NO2 ($\mu\text{g}/\text{m}^3$)	CO (mg/m^3)
1 st	Weekly Average	29.4	59.4	7.1	11.5	0.458
2 nd	Weekly Average	28.4	56.3	6.0	12.1	0.464
3 rd	Weekly Average	24.2	48.2	5.7	11.0	0.392
4 th	Weekly Average	19.5	42.2	5.2	10.3	0.335
LOCATION : Near H2 Gas Cylinder Shed						
Name of Week	Particulars	PM2.5 ($\mu\text{g}/\text{m}^3$)	PM10 ($\mu\text{g}/\text{m}^3$)	SO2 ($\mu\text{g}/\text{m}^3$)	NO2 ($\mu\text{g}/\text{m}^3$)	CO (mg/m^3)
1 st	Weekly Average	26.3	55.0	6.9	12.5	0.490
2 nd	Weekly Average	29.5	60.3	6.6	14.3	0.518
3 rd	Weekly Average	30.9	62.4	7.9	13.7	0.538
4 th	Weekly Average	28.8	58.5	7.0	11.5	0.474
LOCATION : Near Watch Tower 22 (Cement Grinding Unit)						
Name of Week	Particulars	PM2.5 ($\mu\text{g}/\text{m}^3$)	PM10 ($\mu\text{g}/\text{m}^3$)	SO2 ($\mu\text{g}/\text{m}^3$)	NO2 ($\mu\text{g}/\text{m}^3$)	CO (mg/m^3)
1 st	Weekly Average	26.0	54.2	5.8	11.4	0.470
2 nd	Weekly Average	30.9	65.1	7.3	13.9	0.533
3 rd	Weekly Average	33.0	66.8	7.8	14.5	0.507
4 th	Weekly Average	25.5	51.5	6.4	11.6	0.448
LOCATION : Near Fuel Storage Tank						
Name of Week	Particulars	PM2.5 ($\mu\text{g}/\text{m}^3$)	PM10 ($\mu\text{g}/\text{m}^3$)	SO2 ($\mu\text{g}/\text{m}^3$)	NO2 ($\mu\text{g}/\text{m}^3$)	CO (mg/m^3)
1 st	Weekly Average	34.6	65.2	7.3	12.4	0.563
2 nd	Weekly Average	37.9	70.5	8.9	15.8	0.598
3 rd	Weekly Average	29.3	60.5	7.0	13.3	0.502
4 th	Weekly Average	30.4	61.4	8.0	12.9	0.510

For Jaypee Nigrie Cement Grinding Unit


 Authorized Signatory

JAYPEE NIGRIE CEMENT GRINDING UNIT
(A Unit of Jaiprakash Power Ventures Limited)

Annexure - II


QUARTERLY REPORT OF PARTICULATE MATTER EMISSION FROM POINT SOURCE (STACK)

Month - April 2022 - June 2022

Sr.No.	UNIT STACK ATTACHED WITH PCE (POLLUTION CONTROLING EQUIPMENT)	DUST CONC. (mg/Nm3)		
		Apr-22	May-22	Jun-22
1	Roller Press	Shutdown	Shutdown	Shutdown
2	Cement Mill	Shutdown	Shutdown	Shutdown

Note :- Unit shutdown during this Quarter(April,22-June,22).

For Jaypee Nigrie Cement Grinding Unit


Authorized Signatory