

# FORM NO. MGT-7

[Pursuant to sub-Section(1) of section 92 of the Companies Act, 2013 and sub-rule (1) of rule 11of the Companies (Management and Administration) Rules, 2014]



सत्यमेव जयते

# Annual Return (other than OPCs and Small Companies)

Form language  English  Hindi

Refer the instruction kit for filing the form.

## I. REGISTRATION AND OTHER DETAILS

(i) \* Corporate Identification Number (CIN) of the company

L40101MP1994PLC042920

Pre-fill

Global Location Number (GLN) of the company

\* Permanent Account Number (PAN) of the company

AAACJ6297K

(ii) (a) Name of the company

JAIPRAKASH POWER VENTURE

(b) Registered office address

Complex of Jaypee Nigrie Super Thermal Power Plant  
Tehsil Sarai  
Nigrie  
Singrauli  
Madhya Pradesh  
486666

(c) \*e-mail ID of the company

jpvl.investor@jalindia.co.in

(d) \*Telephone number with STD code

01149828500

(e) Website

www.jppeventures.com

(iii) Date of Incorporation

21/12/1994

(iv)	Type of the Company	Category of the Company	Sub-category of the Company
	Public Company	Company limited by shares	Indian Non-Government company

(v) Whether company is having share capital

Yes  No

(vi) \*Whether shares listed on recognized Stock Exchange(s)

Yes  No

(a) Details of stock exchanges where shares are listed

S. No.	Stock Exchange Name	Code
1	BSE	1
2	NATIONAL STOCK EXCHANGE	1,024

(b) CIN of the Registrar and Transfer Agent

U74210DL1991PLC042569

Pre-fill

Name of the Registrar and Transfer Agent

ALANKIT ASSIGNMENTS LIMITED

Registered office address of the Registrar and Transfer Agents

205-208ANARKALI COMPLEX  
JHANDEWALAN EXTENSION

(vii) \*Financial year From date  (DD/MM/YYYY) To date  (DD/MM/YYYY)

(viii) \*Whether Annual general meeting (AGM) held  Yes  No

(a) If yes, date of AGM

(b) Due date of AGM

(c) Whether any extension for AGM granted

Yes  No

(f) Specify the reasons for not holding the same

AGM will be held on.....

## II. PRINCIPAL BUSINESS ACTIVITIES OF THE COMPANY

\*Number of business activities

S.No	Main Activity group code	Description of Main Activity group	Business Activity Code	Description of Business Activity	% of turnover of the company
1	D	Electricity, gas, steam and air condition supply	D1	Electric power generation, transmission and distribution	99.5

## III. PARTICULARS OF HOLDING, SUBSIDIARY AND ASSOCIATE COMPANIES (INCLUDING JOINT VENTURES)

\*No. of Companies for which information is to be given

Pre-fill All

S.No	Name of the company	CIN / FCRN	Holding/ Subsidiary/Associate/ Joint Venture	% of shares held
1	JAYPEE ARUNANCHAL POWER +	U40105DL2008PLC177067	Subsidiary	100
2	SANGAM POWER GENERATION +	U40102UP2007PLC032843	Subsidiary	100
3	JAYPEE MEGHALAYA POWER L +	U74999DL2010PLC207575	Subsidiary	100
4	BINA MINES AND SUPPLY LIM +	U40101MP2014PLC035101	Subsidiary	100

#### IV. SHARE CAPITAL, DEBENTURES AND OTHER SECURITIES OF THE COMPANY

##### (i) \*SHARE CAPITAL

###### (a) Equity share capital

Particulars	Authorised capital	Issued capital	Subscribed capital	Paid up capital
Total number of equity shares	15,050,000,000	6,853,458,827	6,853,458,827	6,853,458,827
Total amount of equity shares (in Rupees)	150,500,000,000	68,534,588,270	68,534,588,270	68,534,588,270

Number of classes

1

Class of Shares	Authorised capital	Issued capital	Subscribed capital	Paid up capital
Number of equity shares	15,050,000,000	6,853,458,827	6,853,458,827	6,853,458,827
Nominal value per share (in rupees)	10	10	10	10
Total amount of equity shares (in rupees)	150,500,000,000	68,534,588,270	68,534,588,270	68,534,588,270

###### (b) Preference share capital

Particulars	Authorised capital	Issued capital	Subscribed capital	Paid-up capital
Total number of preference shares	1,000,098,500	39,464	39,464	39,464
Total amount of preference shares (in rupees)	50,000,000,000	38,325,500,000	38,325,500,000	38,325,500,000

Number of classes

4

Class of shares	Authorised capital	Issued capital	Subscribed capital	Paid up capital
Number of preference shares	39,000	38,199	38,199	38,199
Nominal value per share (in rupees)	1,000,000	1,000,000	1,000,000	1,000,000
Total amount of preference shares (in rupees)	39,000,000,000	38,199,000,000	38,199,000,000	38,199,000,000

Class of shares	Authorised capital	Issued capital	Subscribed capital	Paid up capital
Number of preference shares	9,500	1,265	1,265	1,265
Nominal value per share (in rupees)	100,000	100,000	100,000	100,000
Total amount of preference shares (in rupees)	950,000,000	126,500,000	126,500,000	126,500,000
Class of shares	Authorised capital	Issued capital	Subscribed capital	Paid up capital
Number of preference shares	50,000	0	0	0
Nominal value per share (in rupees)	1,000	1,000	1,000	1,000
Total amount of preference shares (in rupees)	50,000,000	0	0	0
Class of shares	Authorised capital	Issued capital	Subscribed capital	Paid up capital
Number of preference shares	1,000,000,000	0	0	0
Nominal value per share (in rupees)	10	10	10	10
Total amount of preference shares (in rupees)	10,000,000,000	0	0	0

**(c) Unclassified share capital**

Particulars	Authorised Capital
Total amount of unclassified shares	0

**(d) Break-up of paid-up share capital**

Class of shares	Number of shares			Total nominal amount	Total Paid-up amount	Total premium
	Physical	DEMAT	Total			
<b>Equity shares</b>						
<b>At the beginning of the year</b>	21,013	6,853,437,868	6853458827	68,534,588	68,534,588	
<b>Increase during the year</b>	0	13,314	13314	0	0	0
i. Public Issues	0	0	0	0	0	
ii. Rights issue	0	0	0	0	0	
iii. Bonus issue	0	0	0	0	0	0
iv. Private Placement/ Preferential allotment	0	0	0	0	0	0
v. ESOPs	0	0	0	0	0	0
vi. Sweat equity shares allotted	0	0	0	0	0	0

vii. Conversion of Preference share	0	0	0	0	0	0
viii. Conversion of Debentures	0	0	0	0	0	0
ix. GDRs/ADRs	0	0	0	0	0	0
x. Others, specify		13,314	13314			
<input type="text" value="OTHERS"/>						
<b>Decrease during the year</b>	13,314	0	13314	0	0	0
i. Buy-back of shares	0	0	0	0	0	0
ii. Shares forfeited	0	0	0	0	0	0
iii. Reduction of share capital	0	0	0	0	0	0
iv. Others, specify	13,314		13314			
<input type="text" value="OTHERS"/>						
<b>At the end of the year</b>	7,699	6,853,451,1	6853458827	68,534,588,	68,534,588	

### Preference shares

<b>At the beginning of the year</b>	0	39,489	39489	38,350,500,	38,350,500	
<b>Increase during the year</b>	0	0	0	0	0	0
i. Issues of shares	0	0	0	0	0	0
ii. Re-issue of forfeited shares	0	0	0	0	0	0
iii. Others, specify						
<input type="text"/>						
<b>Decrease during the year</b>	0	25	25	25,000,000	25,000,000	0
i. Redemption of shares	0	25	25	25,000,000	25,000,000	
ii. Shares forfeited	0	0	0	0	0	0
iii. Reduction of share capital	0	0	0	0	0	0
iv. Others, specify						
<input type="text"/>						
<b>At the end of the year</b>	0	39,464	39464	38,325,500,	38,325,500	

ISIN of the equity shares of the company

(ii) Details of stock split/consolidation during the year (for each class of shares)

Class of shares		(i)	(ii)	(iii)
Before split / Consolidation	Number of shares			
	Face value per share			
After split / Consolidation	Number of shares			
	Face value per share			

**(iii) Details of shares/Debentures Transfers since closure date of last financial year (or in the case of the first return at any time since the incorporation of the company) \***

Nil

[Details being provided in a CD/Digital Media]

Yes

No

Not Applicable

Separate sheet attached for details of transfers

Yes

No

Note: In case list of transfer exceeds 10, option for submission as a separate sheet attachment or submission in a CD/Digital Media may be shown.

Date of the previous annual general meeting		<input type="text"/>	
Date of registration of transfer (Date Month Year)		<input type="text"/>	
Type of transfer	<input type="text"/>	1 - Equity, 2 - Preference Shares, 3 - Debentures, 4 - Stock	
Number of Shares/ Debentures/ Units Transferred	<input type="text"/>	Amount per Share/ Debenture/Unit (in Rs.)	<input type="text"/>
Ledger Folio of Transferor		<input type="text"/>	
Transferor's Name	<input type="text"/>	<input type="text"/>	<input type="text"/>
	Surname	middle name	first name
Ledger Folio of Transferee		<input type="text"/>	

Transferee's Name	<input type="text"/>	<input type="text"/>	<input type="text"/>
	Surname	middle name	first name

Date of registration of transfer (Date Month Year)	<input type="text"/>
----------------------------------------------------	----------------------

Type of transfer	<input type="text"/>	1 - Equity, 2- Preference Shares,3 - Debentures, 4 - Stock
------------------	----------------------	------------------------------------------------------------

Number of Shares/ Debentures/ Units Transferred	<input type="text"/>	Amount per Share/ Debenture/Unit (in Rs.)	<input type="text"/>
----------------------------------------------------	----------------------	----------------------------------------------	----------------------

Ledger Folio of Transferor	<input type="text"/>
----------------------------	----------------------

Transferor's Name	<input type="text"/>	<input type="text"/>	<input type="text"/>
	Surname	middle name	first name

Ledger Folio of Transferee	<input type="text"/>
----------------------------	----------------------

Transferee's Name	<input type="text"/>	<input type="text"/>	<input type="text"/>
	Surname	middle name	first name

**(iv) \* Debentures (Outstanding as at the end of financial year)**

Particulars	Number of units	Nominal value per unit	Total value
Non-convertible debentures	0	0	0
Partly convertible debentures	0	0	0
Fully convertible debentures	0	0	0
<b>Total</b>			0

**Details of debentures**

Class of debentures	Outstanding as at the beginning of the year	Increase during the year	Decrease during the year	Outstanding as at the end of the year
Non-convertible debentures	0	0	0	0
Partly convertible debentures	0	0	0	0
Fully convertible debentures	0	0	0	0

**(v) Securities (other than shares and debentures)**

0

Type of Securities	Number of Securities	Nominal Value of each Unit	Total Nominal Value	Paid up Value of each Unit	Total Paid up Value
Total					

**V. \*Turnover and net worth of the company (as defined in the Companies Act, 2013)**

**(i) Turnover**

46,245,500,000

**(ii) Net worth of the Company**

107,219,800,000

**VI. (a) \*SHARE HOLDING PATTERN - Promoters**

S. No.	Category	Equity		Preference	
		Number of shares	Percentage	Number of shares	Percentage
1.	Individual/Hindu Undivided Family				
	(i) Indian	0	0	0	0
	(ii) Non-resident Indian (NRI)	0	0	0	0
	(iii) Foreign national (other than NRI)	0	0	0	0
2.	Government				
	(i) Central Government	0	0	0	0
	(ii) State Government	0	0	0	0
	(iii) Government companies	0	0	0	0
3.	Insurance companies	0	0	0	0
4.	Banks	0	0	0	0
5.	Financial institutions	0	0	0	0



6.	Foreign institutional investors	0	0	0	0
7.	Mutual funds	0	0	0	0
8.	Venture capital	0	0	0	0
9.	Body corporate (not mentioned above)	1,644,830,118	24	0	0
10.	Others	0	0	0	0
	<b>Total</b>	1,644,830,118	24	0	0

**Total number of shareholders (promoters)**

1

**(b) \*SHARE HOLDING PATTERN - Public/Other than promoters**

S. No.	Category	Equity		Preference	
		Number of shares	Percentage	Number of shares	Percentage
1.	Individual/Hindu Undivided Family				
	(i) Indian	2,837,182,033	41.4	0	0
	(ii) Non-resident Indian (NRI)	45,679,574	0.67	0	0
	(iii) Foreign national (other than NRI)	200	0	0	0
2.	Government				
	(i) Central Government	600	0	0	0
	(ii) State Government	0	0	0	0
	(iii) Government companies	0	0	0	0
3.	Insurance companies	94,680,125	1.38	0	0
4.	Banks	3,354,680	0.05	0	0
5.	Financial institutions	1,489,849,958	21.74	39,464	100
6.	Foreign institutional investors	276,362,507	4.03	0	0
7.	Mutual funds	0	0	0	0
8.	Venture capital	0	0	0	0
9.	Body corporate (not mentioned above)	384,439,265	5.61	0	0
10.	Others            Others	77,079,767	1.12	0	0

	<b>Total</b>	5,208,628,709	76	39,464	100
--	--------------	---------------	----	--------	-----

**Total number of shareholders (other than promoters)**

1,548,550

**Total number of shareholders (Promoters+Public/  
Other than promoters)**

1,548,551

**(c) \*Details of Foreign institutional investors' (FIIs) holding shares of the company**

76

Name of the FII	Address	Date of Incorporation	Country of Incorporation	Number of shares held	% of shares held
LEGAL AND GENERAL +	CITIBANK N.A. CUSTODY SERVICES +			1,230,687	0.02
THE EMERGING MARK +	CITIBANK N.A. CUSTODY SERVICES +			13,788,725	0.2
EMERGING MARKETS (C +	CITIBANK N.A. CUSTODY SERVICES +			10,202,775	0.15
CREDIT SUISSE (SINGA +	CITIBANK N.A. CUSTODY SERVICES +			390,986	0.01
UTAH STATE RETIREM +	CITIBANK N.A. CUSTODY SERVICES +			381,148	0.01
CITY OF LOS ANGELES +	CITIBANK N.A. CUSTODY SERVICES +			552,686	0.01
IRISH LIFE ASSURANCE +	CITIBANK N.A. CUSTODY SERVICES +			133,262	0
WORLD EX U.S. CORE I +	CITIBANK N.A. CUSTODY SERVICES +			578,463	0.01
MORGAN STANLEY AS +	CITIBANK N.A. CUSTODY SERVICES +			3,286,737	0.05
FIRST TRUST EMERGIN +	CITIBANK N.A. CUSTODY SERVICES +			9,478,890	0.14
JOHN HANCOCK FUNI +	CITIBANK N.A. CUSTODY SERVICES +			246,265	0
NORTHERN TRUST CO +	CITIBANK N.A. CUSTODY SERVICES +			2,911,313	0.04
THE BOEING COMPAN +	CITIBANK N.A. CUSTODY SERVICES +			594,529	0.01
WISDOMTREE INDIA I +	CITIBANK N.A. CUSTODY SERVICES +			3,468,866	0.05
FIDELITY RUTLAND SC +	CITIBANK N.A. CUSTODY SERVICES +			3,520,118	0.05
ISHARES INDIA SC MA +	CITIBANK N.A. CUSTODY SERVICES +			4,342,636	0.06
ISHARES MSCI EM SMA +	CITIBANK N.A. CUSTODY SERVICES +			953,574	0.01
ISHARES CORE MSCI E +	CITIBANK N.A. CUSTODY SERVICES +			4,069,564	0.06
ISHARES MSCI EMERG +	CITIBANK N.A. CUSTODY SERVICES +			998,568	0.01
BOFA SECURITIES EUR +	CITIBANK N.A. CUSTODY SERVICES +			2,247,846	0.03

Name of the FII	Address	Date of Incorporation	Country of Incorporation	Number of shares held	% of shares held
DIMENSIONAL EMERG	CITIBANK N.A. CUSTODY SERVICES			1,019,309	0.01
INTERNATIONAL MON	CITIBANK N.A. CUSTODY SERVICES			465,858	0.01
DIMENSIONAL WORL	CITIBANK N.A. CUSTODY SERVICES			924,343	0.01
EMERGING MARKETS I	CITIBANK N.A. CUSTODY SERVICES			367,520	0.01
NORTHERN TRUST CO	CITIBANK N.A. CUSTODY SERVICES			165,641	0

**VII. \*NUMBER OF PROMOTERS, MEMBERS, DEBENTURE HOLDERS**  
(Details, Promoters, Members (other than promoters), Debenture holders)

Details	At the beginning of the year	At the end of the year
Promoters	3	1
Members (other than promoters)	372,241	1,548,550
Debenture holders	0	0

**VIII. DETAILS OF DIRECTORS AND KEY MANAGERIAL PERSONNEL**






**(A) \*Composition of Board of Directors**

Category	Number of directors at the beginning of the year		Number of directors at the end of the year		Percentage of shares held by directors as at the end of year	
	Executive	Non-executive	Executive	Non-executive	Executive	Non-executive
<b>A. Promoter</b>	0	0	0	0	0	0
<b>B. Non-Promoter</b>	2	9	2	9	0	0
(i) Non-Independent	2	3	2	3	0	0
(ii) Independent	0	6	0	6	0	0
<b>C. Nominee Directors representing</b>	0	1	0	1	0	0
(i) Banks & FIs	0	1	0	1	0	0
(ii) Investing institutions	0	0	0	0	0	0
(iii) Government	0	0	0	0	0	0
(iv) Small share holders	0	0	0	0	0	0
(v) Others	0	0	0	0	0	0

Total	2	10	2	10	0	0
-------	---	----	---	----	---	---


Number of Directors and Key managerial personnel (who is not director) as on the financial year end date 14

**(B) (i) \*Details of directors and Key managerial personnel as on the closure of financial year**

Name	DIN/PAN	Designation	Number of equity share(s) held	Date of cessation (after closure of financial year : If any)
MANOJ GAUR	00008480	Director	41,400	
SUNIL KUMAR SHARM 	00008125	Director	5,700	
SUREN JAIN	00011026	Managing Director	71,100	
RAMA KRISHNA EDA	07677647	Nominee director	0	17/05/2022
PRAVEEN KUMAR SIN 	00093039	Whole-time director	350,000	
JAGMOHAN GARG	00364981	Director	0	
BINATA SENGUPTA	08779205	Director	0	
VANDANA RAKESH SI 	03556920	Director	0	
ANUPAM LAL DAS	08812375	Director	0	
SUDHIR MITAL	08314675	Director	0	
DINESH KUMAR LIKHI	03552634	Director	0	
PRITESH VINAY	08868022	Director	0	
RAM KUMAR PORWAL 	AECPP5769B	CFO	2,350	
MAHESH CHATURVEDI 	AAHPC9852H	Company Secretary	100	

**(ii) Particulars of change in director(s) and Key managerial personnel during the year**

2

Name	DIN/PAN	Designation at the beginning / during the financial year	Date of appointment/ change in designation/ cessation	Nature of change (Appointment/ Change in designation/ Cessation)
KESHAV PRASAD RAL 	02327446	Director	29/05/2021	Cessation
DINESH KUMAR LIKHI	03552634	Director	06/08/2021	Appointment

**IX. MEETINGS OF MEMBERS/CLASS OF MEMBERS/BOARD/COMMITTEES OF THE BOARD OF DIRECTORS**

**A. MEMBERS/CLASS /REQUISITIONED/NCLT/COURT CONVENED MEETINGS**

Number of meetings held

1

Type of meeting	Date of meeting	Total Number of Members entitled to attend meeting	Attendance	
			Number of members attended	% of total shareholding
ANNUAL GENERAL MEETING	29/09/2021	675,703	74	36.51

**B. BOARD MEETINGS**

\*Number of meetings held

4

S. No.	Date of meeting	Total Number of directors associated as on the date of meeting	Attendance	
			Number of directors attended	% of attendance
1	14/06/2021	11	9	81.82
2	06/08/2021	12	12	100
3	13/11/2021	12	10	83.33
4	11/02/2022	12	12	100

**C. COMMITTEE MEETINGS**

Number of meetings held

7

S. No.	Type of meeting	Date of meeting	Total Number of Members as on the date of the meeting	Attendance	
				Number of members attended	% of attendance
1	Audit Committee	14/06/2021	4	3	75
2	Audit Committee	06/08/2021	4	4	100
3	Audit Committee	13/11/2021	4	3	75
4	Audit Committee	11/02/2022	4	3	75
5	Stakeholder Relations	02/02/2022	3	3	100
6	Nomination and Remuneration	14/06/2021	3	2	66.67
7	Nomination and Remuneration	06/08/2021	3	3	100

**D. \*ATTENDANCE OF DIRECTORS**

S. No.	Name of the director	Board Meetings			Committee Meetings			Whether attended AGM held on
		Number of Meetings which director was entitled to attend	Number of Meetings attended	% of attendance	Number of Meetings which director was entitled to attend	Number of Meetings attended	% of attendance	
1	MANOJ GAUR	4	3	75	0	0	0	
2	SUNIL KUMAR	4	4	100	1	1	100	
3	SUREN JAIN	4	4	100	5	5	100	
4	RAMA KRISHNA	4	2	50	6	2	33.33	
5	PRAVEEN KUMAR	4	3	75	0	0	0	
6	JAGMOHAN CHANDRA	4	4	100	4	4	100	
7	BINATA SENGUPTA	4	4	100	4	4	100	
8	VANDANA RAJ	4	4	100	3	3	100	
9	ANUPAM LAL	4	4	100	2	2	100	
10	SUDHIR MITAL	4	4	100	0	0	0	
11	DINESH KUMAR	3	3	100	0	0	0	
12	PRITESH VINAYAK	4	4	100	0	0	0	

**X. \*REMUNERATION OF DIRECTORS AND KEY MANAGERIAL PERSONNEL**

Nil

Number of Managing Director, Whole-time Directors and/or Manager whose remuneration details to be entered

2

S. No.	Name	Designation	Gross Salary	Commission	Stock Option/ Sweat equity	Others	Total Amount
1	SUREN JAIN	Managing Director	23,760,000	0	0	1,944,000	25,704,000
2	PRAVEEN KUMAR	Whole-Time Director	17,820,000	0	0	1,458,000	19,278,000
	Total		41,580,000	0	0	3,402,000	44,982,000

Number of CEO, CFO and Company secretary whose remuneration details to be entered

3

S. No.	Name	Designation	Gross Salary	Commission	Stock Option/ Sweat equity	Others	Total Amount
1	SUREN JAIN	Managing Director	23,760,000	0	0	1,944,000	25,704,000
2	RAM KUMAR PORI	CFO	4,461,870	0	0	113,760	4,575,630

S. No.	Name	Designation	Gross Salary	Commission	Stock Option/ Sweat equity	Others	Total Amount
3	MAHESH CHATUR	Company Secre	1,673,459	0	0	57,240	1,730,699
	Total		29,895,329	0	0	2,115,000	32,010,329

Number of other directors whose remuneration details to be entered

10

S. No.	Name	Designation	Gross Salary	Commission	Stock Option/ Sweat equity	Others	Total Amount
1	MANOJ GAUR	Chairman	0	0	0	265,000	265,000
2	SUNIL KUMAR SH/	Director	0	0	0	340,000	340,000
3	PRITESH VINAY	Director	0	0	0	300,000	300,000
4	RAMA KRISHNA EI	Nominee Directo	0	0	0	165,000	165,000
5	JAGMOHAN GARG	Independent Dir	0	0	0	540,000	540,000
6	BINATA SENGUPT	Independent Dir	0	0	0	540,000	540,000
7	VANDANA RAKESH	Independent Dir	0	0	0	500,000	500,000
8	ANUPAM LAL DAS	Independent Dir	0	0	0	420,000	420,000
9	SUDHIR MITAL	Independent Dir	0	0	0	380,000	380,000
10	DINESH KUMAR LI	Independent Dir	0	0	0	305,000	305,000
	Total		0	0	0	3,755,000	3,755,000

#### XI. MATTERS RELATED TO CERTIFICATION OF COMPLIANCES AND DISCLOSURES

\* A. Whether the company has made compliances and disclosures in respect of applicable provisions of the Companies Act, 2013 during the year  Yes  No

B. If No, give reasons/observations

#### XII. PENALTY AND PUNISHMENT - DETAILS THEREOF

(A) DETAILS OF PENALTIES / PUNISHMENT IMPOSED ON COMPANY/DIRECTORS /OFFICERS  Nil

Name of the company/ directors/ officers	Name of the court/ concerned Authority	Date of Order	Name of the Act and section under which penalised / punished	Details of penalty/ punishment	Details of appeal (if any) including present status

(B) DETAILS OF COMPOUNDING OF OFFENCES  Nil

Name of the company/ directors/ officers	Name of the court/ concerned Authority	Date of Order	Name of the Act and section under which offence committed	Particulars of offence	Amount of compounding (in Rupees)

**XIII. Whether complete list of shareholders, debenture holders has been enclosed as an attachment**

Yes  No

(In case of 'No', submit the details separately through the method specified in instruction kit)

**XIV. COMPLIANCE OF SUB-SECTION (2) OF SECTION 92, IN CASE OF LISTED COMPANIES**

In case of a listed company or a company having paid up share capital of Ten Crore rupees or more or turnover of Fifty Crore rupees or more, details of company secretary in whole time practice certifying the annual return in Form MGT-8.

Name

Amit Agrawal

Whether associate or fellow

Associate  Fellow

Certificate of practice number

3647

**I/We certify that:**

(a) The return states the facts, as they stood on the date of the closure of the financial year aforesaid correctly and adequately.

(b) Unless otherwise expressly stated to the contrary elsewhere in this Return, the Company has complied with all the provisions of the Act during the financial year.

**Declaration**

I am Authorised by the Board of Directors of the company vide resolution no. ...  dated

(DD/MM/YYYY) to sign this form and declare that all the requirements of the Companies Act, 2013 and the rules made thereunder in respect of the subject matter of this form and matters incidental thereto have been complied with. I further declare that:

1. Whatever is stated in this form and in the attachments thereto is true, correct and complete and no information material to the subject matter of this form has been suppressed or concealed and is as per the original records maintained by the company.
2. All the required attachments have been completely and legibly attached to this form.

**Note: Attention is also drawn to the provisions of Section 447, section 448 and 449 of the Companies Act, 2013 which provide for punishment for fraud, punishment for false statement and punishment for false evidence respectively.**

**To be digitally signed by**

Director

DIN of the director

**To be digitally signed by**



Company Secretary

Company secretary in practice

Membership number

Certificate of practice number

**Attachments**

1. List of share holders, debenture holders
2. Approval letter for extension of AGM;
3. Copy of MGT-8;
4. Optional Attachment(s), if any

<b>Attach</b>
<b>Attach</b>
<b>Attach</b>
<b>Attach</b>

**List of attachments**

--

**Remove attachment**

Modify

Check Form

Prescrutiny

Submit

---

**This eForm has been taken on file maintained by the Registrar of Companies through electronic mode and on the basis of statement of correctness given by the company**

**JAIPRAKASH POWER VENTURES LIMITED**

**FII Details As On Date 31/03/2022**

Sl No.	Name of the FII	Address	Date of Incorporation	Country of Incorporation	Number of shares held	% of shares held
1	LEGAL AND GENERAL ASSURANCE (PENSION MANAGEMENT) LIMITED	CITIBANK N.A. CUSTODY SERVICES FIFC- 9TH FLOOR, G BLOCK PLOT C-54 AND C-55, BKC BANDRA - EAST, MUMBAI 400098			1230687	0.02
2	THE EMERGING MARKETS SMALL CAP SERIES OF THE DFA INVESTMENT TRUST COMPANY	CITIBANK N.A. CUSTODY SERVICES FIFC- 9TH FLOOR, G BLOCK PLOT C-54 AND C-55, BKC BANDRA - EAST, MUMBAI 400098			13014526	0.19
3	EMERGING MARKETS CORE EQUITY PORTFOLIO (THE PORTFOLIO) OF DFA INVESTMENT DIMENSIONS GROUP INC. (DFAIDG)	CITIBANK N.A. CUSTODY SERVICES FIFC- 9TH FLOOR, G BLOCK PLOT C-54 AND C-55, BKC BANDRA - EAST, MUMBAI 400098			8915158	0.13
4	CREDIT SUISSE (SINGAPORE) LIMITED	CITIBANK N.A. CUSTODY SERVICES FIFC- 9TH FLOOR, G BLOCK PLOT C-54 AND C-55, BKC BANDRA - EAST, MUMBAI 400098			262183	0.00
5	UTAH STATE RETIREMENT SYSTEMS	CITIBANK N.A. CUSTODY SERVICES FIFC- 9TH FLOOR, G BLOCK PLOT C-54 AND C-55, BKC BANDRA - EAST, MUMBAI 400098			46726	0.00
6	CITY OF LOS ANGELES FIRE AND POLICE PENSION PLAN	CITIBANK N.A. CUSTODY SERVICES FIFC- 9TH FLOOR, G BLOCK PLOT C-54 AND C-55, BKC BANDRA - EAST, MUMBAI 400098			552686	0.01
7	IRISH LIFE ASSURANCE PLC	CITIBANK N.A. CUSTODY SERVICES FIFC- 9TH FLOOR, G BLOCK PLOT C-54 AND C-55, BKC BANDRA - EAST, MUMBAI 400098			133262	0.00
8	WORLD EX U.S. CORE EQUITY PORTFOLIO OF DFA INVESTMENT DIMENSIONS GROUP INC.	CITIBANK N.A. CUSTODY SERVICES FIFC- 9TH FLOOR, G BLOCK PLOT C-54 AND C-55, BKC BANDRA - EAST, MUMBAI 400098			578463	0.01
9	MORGAN STANLEY ASIA (SINGAPORE) PTE. - ODI	CITIBANK N.A. CUSTODY SERVICES FIFC- 9TH FLOOR, G BLOCK PLOT C-54 AND C-55, BKC BANDRA - EAST, MUMBAI 400098			1555152	0.02
10	JOHN HANCOCK FUNDS II EMERGING MARKETS FUND	CITIBANK N.A. CUSTODY SERVICES FIFC- 9TH FLOOR, G BLOCK PLOT C-54 AND C-55, BKC BANDRA - EAST, MUMBAI 400098			246265	0.00
11	THE BOEING COMPANY EMPLOYEE SAVINGS PLANS MASTER TRUST	CITIBANK N.A. CUSTODY SERVICES FIFC- 9TH FLOOR, G BLOCK PLOT C-54 AND C-55, BKC BANDRA - EAST, MUMBAI 400098			342655	0.00
12	WISDOMTREE INDIA INVESTMENT PORTFOLIO, INC.	CITIBANK N.A. CUSTODY SERVICES FIFC- 9TH FLOOR, G BLOCK PLOT C-54 AND C-55, BKC BANDRA - EAST, MUMBAI 400098			3872976	0.06
13	BOFA SECURITIES EUROPE SA	CITIBANK N.A. CUSTODY SERVICES FIFC- 9TH FLOOR, G BLOCK PLOT C-54 AND C-55, BKC BANDRA - EAST, MUMBAI 400098			3105339	0.05
14	DIMENSIONAL EMERGING CORE EQUITY MARKET ETF OF DIMENSIONAL ETF TRUST	CITIBANK N.A. CUSTODY SERVICES FIFC- 9TH FLOOR, G BLOCK PLOT C-54 AND C-55, BKC BANDRA - EAST, MUMBAI 400098			194505	0.00
15	DIMENSIONAL WORLD EX U.S. CORE EQUITY 2 ETF OF DIMENSIONAL ETF TRUST	CITIBANK N.A. CUSTODY SERVICES FIFC- 9TH FLOOR, G BLOCK PLOT C-54 AND C-55, BKC BANDRA - EAST, MUMBAI 400098			924343	0.01
16	EMERGING MARKETS EX CHINA CORE EQUITY PORTFOLIO OF DFA INVESTMENT DIMENSIONS GROUP INC.	CITIBANK N.A. CUSTODY SERVICES FIFC- 9TH FLOOR, G BLOCK PLOT C-54 AND C-55, BKC BANDRA - EAST, MUMBAI 400098			367520	0.01
17	AMERICAN CENTURY ETF TRUST-AVANTIS EMERGING MARKETS VALUE ETF	HSBC SECURITIES SERVICES 11TH FLR, BLDG NO.3, NESCO - IT PARK NESCO COMPLEX, W E HIGHWAY GOREGAON EAST, MUMBAI 400063			131795	0.00
18	CAISSE DE DEPOT ET PLACEMENT DU QUEBEC	HSBC SECURITIES SERVICES 11TH FLOOR BLDG 3 NESCO IT PARK NESCO COMPLEX W E HIGHWAY GOREGAON EAST MUMBAI 400063			3066464	0.04
19	SPDR S AND P EMERGING ASIA PACIFIC ETF	HSBC SECURITIES SERVICES 11TH FLOOR BLDG 3 NESCO IT PARK NESCO COMPLEX W E HIGHWAY GOREGAON EAST MUMBAI 400063			1533121	0.02
20	SPDR PORTFOLIO EMERGING MARKETS ETF	HSBC SECURITIES SERVICES 11TH FLOOR BLDG 3 NESCO IT PARK NESCO COMPLEX W E HIGHWAY GOREGAON EAST MUMBAI 400063			8760120	0.13
21	SPDR S&P EMERGING MARKETS SMALL CAP ETF	HSBC SECURITIES SERVICES 11TH FLOOR BLDG 3 NESCO IT PARK NESCO COMPLEX W E HIGHWAY GOREGAON EAST MUMBAI 400063			2757634	0.04
22	ALASKA PERMANENT FUND	DEUTSCHE BANK AG DB HOUSE, HAZARIMAL SOMANI MARG POST BOX NO. 1142, FORT MUMBAI 400001			415212	0.01
23	ALBULA INVESTMENT FUND LTD	DEUTSCHE BANK AG DB HOUSE, HAZARIMAL SOMANI MARG POST BOX NO. 1142, FORT MUMBAI 400001			500000	0.01
24	VIRGINIA RETIREMENT SYSTEM MANAGED BY ACADIANASSET MANAGEMENT	DEUTSCHE BANK AG DB HOUSE, HAZARIMAL SOMANI MARG POST BOX NO. 1142, FORT MUMBAI 400001			1503078	0.02
25	ACADIAN EMERGING MARKETS EQUITY FUND	DEUTSCHE BANK AG DB HOUSE, HAZARIMAL SOMANI MARG POST BOX NO. 1142, FORT MUMBAI 400001			231335	0.00
26	ACADIAN EMERGING MARKETS EQUITY II FUND LLC	DEUTSCHE BANK AG, DB HOUSE HAZARIMAL SOMANI MARG, P.O.BOX NO. 1142, FORT MUMBAI 400001			3962381	0.06
27	DIMENSIONAL FUNDS PLC - MULTI-FACTOR EQUITY FUND	DEUTSCHE BANK AG, DB HOUSE HAZARIMAL SOMANI MARG, P.O.BOX NO. 1142, FORT MUMBAI 400001			193465	0.00
28	PIMCO EQUITY SERIES : PIMCO RAE EMERGING MARKETS FUND	DEUTSCHE BANK AG, DB HOUSE HAZARIMAL SOMANI MARG, P.O.BOX NO. 1142, FORT MUMBAI 400001			7989169	0.12
29	PIMCO RAE FUNDAMENTAL EMERGING MARKETS FUND LLC	DEUTSCHE BANK AG, DB HOUSE HAZARIMAL SOMANI MARG, P.O.BOX NO. 1142, FORT MUMBAI 400001			3383506	0.05
30	EMERGING MARKETS CORE EQUITY FUND OF DIMENSIONAL FUNDS ICVC	DEUTSCHE BANK AG, DB HOUSE HAZARIMAL SOMANI MARG, P.O.BOX NO. 1142, FORT MUMBAI 400001			610599	0.01
31	AMERICAN CENTURY ETF TRUST-AVANTIS EMERGING MARKETS EQUITY ETF	DEUTSCHE BANK AG, DB HOUSE, HAZARIMAL SOMANI MARG, P.O.BOX NO. 1142, FORT MUMBAI 400001			101776	0.00
32	AMERICAN CENTURY ETF TRUST - AVANTIS EMERGING MARKETS EQUITY FUND	DEUTSCHE BANK AG, DB HOUSE, HAZARIMAL SOMANI MARG, P.O.BOX NO. 1142, FORT MUMBAI 400001			337329	0.00
33	AMERICAN CENTURY ETF TRUST-AVANTIS RESPONSIBLE EMERGING MARKETS EQUITY ETF	DEUTSCHE BANK AG, DB HOUSE HAZARIMAL SOMANI MARG, P.O.BOX NO. 1142, FORT MUMBAI 400001			10119	0.00
34	POLUS GLOBAL FUND	ICICI BANK LTD SMS DEPT 1ST FLOOR EMPIRE COMPLEX 414 S B MARG LOWER PAREL MUMBAI 400013			1000000	0.01
35	DFA INTERNATIONAL CORE EQUITY FUND	STANDARD CHARTERED BANK SECURITIES SERVICES, 3RD FLOOR 23-25 MAHATMA GANDHI ROAD FORT, MUMBAI 400001			473037	0.01
36	GOLDMAN SACHS (SINGAPORE) PTE. - ODI	STANDARD CHARTERED BANK SECURITIES SERVICES OPERATIONS 3RD FLOOR, 23-25, M.G ROAD FORT, MUMBAI, INDIA 400001			2019723	0.03
37	BNP PARIBAS ARBITRAGE	BNP PARIBAS, CUSTODY OPERATIONS BNP PARIBAS HOUSE, 6TH FLOOR 1 NORTH AVENUE, MAKER MAXITY BKC, BANDRA EAST, MUMBAI 400051			2091744	0.03
38	BNP PARIBAS ARBITRAGE - ODI	BNP PARIBAS HOUSE 1 NORTH AVENUE, MAKER MAXITY BANDRA KURLA COMPLEX, BANDRA EAST MUMBAI 400051			397724	0.01
39	MERLIN RODRIGUES	FLAT 161 AS PE CTS 1 THROWLEY WAY SUTTON SUTTON LONDON UK SM14FE 111111			200	0.00
40	DAUPHINE MAURITIUS INVESTMENT LIMITED	J.P.MORGAN CHASE BANK N.A. INDIA SUB CUSTODY 6TH FLOOR, PARADIGM B MINDSPACE, MALAD W, MUMBAI 400064			39483	0.00
41	COPTHALL MAURITIUS INVESTMENT LIMITED - NON ODI ACCOUNT	JPMORGAN CHASE BANK N.A. INDIA SUB CUSTODY 6th FLOOR, PARADIGM B MINDSPACE, MALAD W, MUMBAI 400064			5221260	0.08
42	SOCIETE GENERALE	SBI SG GLOBAL SECURITIES SERVICES PL JEEVAN SEVA ANNEXE BUILDING, A WING GR FLOOR, S V ROAD SANTACRUZ WEST, MUMBAI 400054			9000	0.00