


Introductory sub-table (I)(a)


Name of the Company: Jaiprakash Power Ventures Ltd.			
Scrip Code 532627 , Name of the scrip Jaiprakash Power Ventures Ltd., class of security: A			
Quarter ended: March 31, 2013			
Partly paid-up shares:-	No. of partly paid-up shares	As a % of total no. of partly paid-up shares	As a % of total no. of shares of the company
Held by promoter/promoter group	0	0	0
Held by public	0	0	0
Total - D	0	0	0
Outstanding convertible securities:-	No. of outstanding securities	As a % of total no. of outstanding convertible securities	As a % of total no. of shares of the company, assuming full conversion of the convertible securities
Held by promoter/promoter group	0	0	0
Held by public	USD 200 Million	100	3.53
Total - E	0	0	0
Warrants:-	No. of warrants	As a % of total no. of warrants	As a % of total no. of shares of the company, assuming full conversion of warrants
Held by promoter/promoter group	0	0	0
Held by public			
Total - F			
Total paid-up capital of the company, assuming full conversion of warrants and convertible securities	Paid up Capital in No. of Shares	3045538110	
	Face Value	Rs. 10/- per share	
	Paid up Capital in Rs.	Rs. 30455381100	



Statement Showing Shareholding Pattern									
Category code	Category of Shareholder	Number of Shareholders	Table (I)(a)		Total shareholding as a percentage of total number of shares	As a percentage of (A+B) ¹	As a percentage of (A+B+C)	Shares Pledged or otherwise encumbered	
			Total number of shares	Number of shares held in dematerialized form				Number of shares	As a percentage
(I)	(II)	(III)	(IV)	(V)	(VI)	(VII)	(VIII)	(IX)= (VIII)/(IV) *100	
(A)	Shareholding of Promoter and Promoter Group ²								
1	Indian								
(a)	Individuals/ Hindu Undivided Family	0	0	0	0.00	0.00	0	0.00	
(b)	Central Government/ State Government(s)	0	0	0	0.00	0.00	0	0.00	
(c)	Bodies Corporate	2	1908648237	1908648237	64.96	64.96	1294509231	67.82	
(d)	Financial Institutions/ Banks	0	0	0	0.00	0.00	0	0.00	
(e)	Any Others(Specify)	0	0	0	0.00	0.00	0	0.00	
(e-i)		0	0	0	0.00	0.00	0	0.00	
(e-ii)		0	0	0	0.00	0.00	0	0.00	
	Sub Total(A)(1)	2	1908648237	1908648237	64.96	64.96	1294509231	67.82	
2	Foreign								
a	Individuals (Non-Residents Individuals/ Foreign Individuals)	0	0	0	0.00	0.00	0	0.00	
b	Bodies Corporate	0	0	0	0.00	0.00	0	0.00	
c	Institutions	0	0	0	0.00	0.00	0	0.00	
d	Qualified Foreign Investor	0	0	0	0.00	0.00	0	0.00	
e	Any Others(Specify)	0	0	0	0.00	0.00	0	0.00	
e-i		0	0	0	0.00	0.00	0	0.00	
e-ii		0	0	0	0.00	0.00	0	0.00	
	Sub Total(A)(2)	0	0	0	0.00	0.00	0	0.00	
	Total Shareholding of Promoter and Promoter Group (A)= (A)(1)+(A)(2)	2	1908648237	1908648237	64.96	64.96	1294509231	67.82	
(B)	Public shareholding								
1	Institutions								
(a)	Mutual Funds/ UTI	51	153310335	153310335	5.22	5.22			
(b)	Financial Institutions/ Banks	12	48245649	48245649	1.64	1.64			
(c)	Central Government/ State Government(s)	0	0	0	0.00	0.00			
(d)	Venture Capital Funds	0	0	0	0.00	0.00			
(e)	Insurance Companies	19	31496088	31496088	1.07	1.07			
(f)	Foreign Institutional Investors	57	254230763	254230763	8.65	8.65			
(g)	Foreign Venture Capital Investors	0	0	0	0.00	0.00			
(h)	Qualified Foreign Investor	0	0	0	0.00	0.00			
(i)	Any Other (specify)	0	0	0	0.00	0.00			
(i-i)									
(i-ii)									




	Sub-Total (B)(1)	139	487282835	487282835	16.59	16.59		
B 2	Non-institutions							
(a)	Bodies Corporate	2480	66156648	66156648	2.25	2.25		
(b)	Individuals							
I	Individuals -i. Individual shareholders holding nominal share capital up to Rs 1 lakh	301824	102411722	102392671	3.49	3.49		
II	ii. Individual shareholders holding nominal share capital in excess of Rs. 1 lakh.	527	20150112	20150112	0.69	0.69		
(c)	Qualified Foreign Investor	0	0	0	0.00	0.00		
(d)	Any Other (specify)							
(d-i)	Non Resident Indian	1398	1828205	1828205	0.06	0.06		
(d-ii)	Trust	19	351525325	351525325	11.97	11.97		
(d-iii)								
	Sub-Total (B)(2)	306248	542072012	542052961	18.45	18.45		
(B)	Total Public Shareholding (B)= (B)(1)+(B)(2)	306387	1029354847	1029335796	35.04	35.04		
	TOTAL (A)+(B)	306389	2938003084	2937984033	100.00	100.00		
(C)	Shares held by Custodians and against which Depository Receipts have been issued							
1	Promoter and Promoter Group	0	0	0	0	0		
2	Public	0	0	0	0	0		
	Sub-Total (C)	0	0	0	0	0		
	GRAND TOTAL (A)+(B)+(C)	306389	2938003084	2937984033	100.00	100.00		



(f)(b) Statement showing holding of securities (including shares, warrants, convertible securities) of persons belonging to the category "Promoter and Promoter Group"											
Sr. No.	Name of the shareholder	Details of Shares held		Encumbered shares (*)			Details of warrants		Details of convertible securities		Total shares (including underlying shares assuming full conversion of warrants and convertible securities) as a % of diluted share capital
		Number of shares held	As a % of grand total (A) + (B) + (C)	No.	As a percentage	As a % of grand total (A)+(B)+(C) of sub-clause (I)(a)	Number of warrants held	As a % total number of warrants of the same class	Number of convertible securities held	As a % total number of convertible securities of the same class	
(I)	(II)	(III)	(IV)	(V)	(VI)=(V)/(III)*100	(VII)	(VIII)	(IX)	(X)	(XI)	(XII)
1	Jaiprakash Associates Limited	1783000600	60.687	1294509231	72.603	44.061	0	0	0	0	58.545
2	Jaypee Infra Ventures (A Private Company with unlimited liability).	125647637	4.277	0	0.000	0.000	0	0	0	0	4.126
TOTAL		1908648237	64.964	1294509231	67.823	44.061	0	0	0	0	62.670

(*) The term "encumbrance" has the same meaning as assigned to it in regulation 28(3) of the SAST Regulations, 2011

(f)(c)(i) Statement showing holding of securities (including shares, warrants, convertible securities) of persons belonging to the category "Public" and holding more than 1% of the total number of shares								
Sr. No.	Name of the shareholder	Number of shares held	Shares as a percentage of total number of shares (i.e., Grand Total (A)+(B)+(C) indicated in Statement at para (I)(a) above)	Details of warrants		Details of convertible		Total shares (including underlying shares assuming full conversion of warrants and convertible securities) as a % of diluted share capital
				Number of warrants held	As a % total number of warrants of the same class	Number of convertible securities held	% w.r.t total number of convertible securities of the same class	
1	HDFC Trustee Company Limited-HDFC Equity Fund	44153347	1.503	0	0	0	0	1.450
2	Baytree Investments (Mauritius PTE Ltd)	33593800	1.143					1.103
3	BNP Paribas Arbitrage	103268535	3.515					3.391
4	Naresh Chander Talwar Ravinder Mohan Chadha (IPV Trust)	344076923	11.711	0	0	0	0	11.298
TOTAL		525092605	17.872	0	0	0	0	17.241



(I)(c)(ii) Statement showing holding of securities (including shares, warrants, convertible securities) of persons (together with PAC) belonging to the category "Public" and holding more than 5% of the total number of shares of the company

Sr. No.	Name(s) of the shareholder(s) and the Persons Acting in Concert (PAC) with them	Number of shares	Shares as a percentage of total number of shares {i.e., Grand Total (A)+(B)+(C) indicated in Statement at para (I)(a) above}	Details of warrants		Details of convertible		Total shares (including underlying shares assuming full conversion of warrants and convertible securities) as a % of diluted share capital
				Number of warrants	As a % total number of warrants of the same class	Number of convertible securities held	% w.r.t total number of convertible securities of the same class	
1	Naresh Chander Talwar Ravinder Mohan Chadha (JPVL Trust)	344076923	11.711	0	0	0	0	11.298
	Total	344076923	11.711	0	0	0	0	11.298

(I)(d) Statement showing details of locked-in shares

Sr. No.	Name of the shareholder	Number of locked-in shares	Locked-in shares as a percentage of total number of shares {i.e., Grand Total (A)+(B)+(C) indicated in Statement at para (I)(a) above}	Promoter/Promoter Group/Public
1	Jaiprakash Associates Limited	15000000	0.511	Promoter

(II)(a) Statement showing details of Depository Receipts (DRs)

Sr. No.	Type of outstanding DR (ADRs, GDRs, SDRs, etc.)	Number of outstanding DRs	Number of shares underlying outstanding DRs	Shares underlying outstanding DRs as a percentage of total number of shares {i.e., Grand Total (A)+(B)+(C) indicated in Statement at para (I)(a) above}
	N A	N A	N A	N A

(II)(b) Statement showing holding of Depository Receipts (DRs), where underlying shares held by "promoter/promoter group" are in excess of 1% of the total number of shares

Sr. No.	Name of the DR Holder	Type of outstanding DR (ADRs, GDRs, SDRs, etc.)	Number of shares underlying outstanding DRs	Shares underlying outstanding DRs as a percentage of total number of shares {i.e., Grand Total (A)+(B)+(C) indicated in Statement at para (I)(a) above}
	N A	N A	N A	N A

