


FORM NO. MGT 9**EXTRACT OF ANNUAL RETURN**

as on financial year ended on 31st March,2018

[Pursuant to Section 92 (3) of the Companies Act, 2013 and Rule 12(1) of the Companies
(Management & Administration) Rules, 2014]


I REGISTRATION & OTHER DETAILS:		
i	CIN	L40101MP1994PLC042920
ii	Registration Date	21.12.1994
iii	Name of the Company	Jaiprakash Power Ventures Limited
iv	Category/Sub-category of the Company	Public Company
v	Address of the Registered office & contact details	Complex of Jaypee Nigrie Super Thermal Power Plant, Nigrie, Tehsil Sarai, District Singrauli - 486669 (Madhya Pradesh). Phone No.:+91-11-49828000
vi	Whether listed company	Yes
vii	Name, Address & contact details of the Registrar & Transfer Agent, if any.	Alankit Assignments Limited, Alankit House, 2E/21, Jhandewalan Extension, New Delhi-110055. Phone No.:+91-11-42541234,23541234

II PRINCIPAL BUSINESS ACTIVITIES OF THE COMPANY			
All the business activities contributing 10% or more of the total turnover of the Company shall be stated			
Sl. No.	Name & Description of main products/services	NIC Code of the Product /service	% to total turnover of the Company
1	GENERATION OF POWER	351 - Electric Power generation, transmission and distribution	90.84%



III. PARTICULARS OF HOLDING , SUBSIDIARY & ASSOCIATE COMPANIES					
S. NO	NAME & ADDRESS OF THE COMPANY	CIN/GLN	HOLDING/ SUBSIDIARY/ ASSOCIATE	% OF SHARES HELD	APPLICABLE SECTION
1	JAYPEE POWERGRID LIMITED "JA HOUSE", 63, BASANT LOK, VASANT VIHAR, NEW DELHI - 110057	U40101DL2006PLC154627	SUBSIDIARY	74	2(87)
2	PRAYAGRAJ POWER GENERATION COMPANY LIMITED, SECTOR - 128, NOIDA BHANGEL UP 201304	U40101UP2007SGC032835	SUBSIDIARY*	NIL	NA
3	JAYPEE ARUNACHAL POWER LIMITED "JA HOUSE", 63, BASANT LOK, VASANT VIHAR, NEW DELHI - 110057	U40105DL2008PLC177067	SUBSIDIARY	100	2(87)
4	SANGAM POWER GENERATION COMPANY LIMITED , SECTOR-128, NOIDA-201304, CITY-BHANGEL, STATE UTTAR PRADESH	U40102UP2007PLC032843	SUBSIDIARY	100	2(87)
5	JAYPEE MEGHALAYA POWER LIMITED "JA HOUSE", 63, BASANT LOK, VASANT VIHAR, NEW DELHI - 110057	U74999DL2010PLC207575	SUBSIDIARY	100	2(87)
6	BINA POWER SUPPLY LIMITED (FORMERLY KNOWN AS HIMACHAL KARCHAM POWER COMPANY LIMITED), RAJIV NAGAR, POST BOX NO 1 SUB P.O AGASOD, TEHSIL & P/O BINA, BINA, SAGAR, MADHYA PRADESH - 470113	U40101MP2014PLC035101	SUBSIDIARY	99	2(87)

*(SBICAP Trustee Company Ltd., on behalf of lenders of PPGCL on 18th December, 2017 enforced the pledge of shares and transferred all shares (261,91,89,200 Equity Shares of Rs.10/- each and 27,00,00,000 Preference Shares of Rs.10/- each) held by the Company in PPGCL in its name. Consequent upon invocation of entire pledged shares held by the Company in PPGCL by SBICAP Trustee Company Ltd. on behalf of banks/financial institutions, in favour of SBICAP Trustee Company Limited on 18th December, 2017, PPGCL ceased to be subsidiary of the Company.)



IV. SHAREHOLDING PATTERN (Equity Share Capital Break up as % to total Equity)									
(i) Category-wise Share holding									
Category of Shareholders	No. of Shares held at the beginning of the year 01.04.2017				No. of Shares held at the end of the year 31.03.2018				% change during the year
	Demat	Physical	Total	% of Total Shares	Demat	Physical	Total	% of Total Shares	
A. Promoters									
(1) Indian									
a) Individual/HUF	1,800*	0	1,800*	0	1,800*	0	1,800*	0	0
b) Central Govt. or State Govt.	0	0	0	0	0	0	0	0	0
c) Bodies Corporates	1,86,86,46,437	0	1,86,86,46,437	31.16	1,86,86,46,437	0	1,86,86,46,437	31.16	0
d) Bank/FI	0	0	0	0	0	0	0	0	0
e) Any other	0	0	0	0	0	0	0	0	0
SUB TOTAL:(A) (1)	1,86,86,48,237	0	1,86,86,48,237	31.16	1,86,86,48,237	0	1,86,86,48,237	31.16	0
(2) Foreign									
a) NRI-Individuals	0	0	0	0	0	0	0	0	0
b) Other Individuals	0	0	0	0	0	0	0	0	0
c) Bodies Corp.	0	0	0	0	0	0	0	0	0
d) Banks/FI	0	0	0	0	0	0	0	0	0
e) Any other	0	0	0	0	0	0	0	0	0
SUB TOTAL (A) (2)	0	0	0	0	0	0	0	0	0
Total Shareholding of Promoter (A)= (A)(1)+(A)(2)	1,86,86,48,237	0	1,86,86,48,237	31.16	1,86,86,48,237	0	1,86,86,48,237	31.16	0




B. PUBLIC SHAREHOLDING									
(1) Institutions									
a) Mutual Funds	9,59,79,121	0	9,59,79,121	1.60	9,47,06,121	0	9,47,06,121	1.58	(0.02)
b) Banks/FI	3,00,73,25,640	0	3,00,73,25,640	50.16	2,95,30,06,791	0	2,95,30,06,791	49.25	(0.91)
c) Central Govt	600	0	600	0	21,66,561	0	21,66,561	0.04	0.04
d) State Govt.	0	0	0	0	0	0	0	0	0
e) Venture Capital Fund	0	0	0	0	0	0	0	0	0
f) Insurance Companies	10,02,37,933	0	10,02,37,933	1.67	10,02,37,933	0	10,02,37,933	1.67	0
g) FIs	4,24,29,537	0	4,24,29,537	0.71	5,52,88,124	0	5,52,88,124	0.92	0.21
h) Foreign Venture Capital Funds	0	0	0	0	0	0	0	0	0
i) Others (Bank Foreign)	0	0	0	0	2,10,10,881	0	2,10,10,881	0.35	0.35
SUB TOTAL (B)(1):	3,24,59,72,831	0	3,24,59,72,831	54.14	3,22,64,16,411	0	3,22,64,16,411	53.81	(0.33)
(2) Non Institutions									
a) Bodies Corporates	13,30,57,988	500	13,30,58,488	2.22	13,31,29,804	500	13,31,30,304	2.22	0
i) Indian									
ii) Overseas									
b) Individuals									
i) Individual shareholders holding nominal share capital upto Rs. 1 lakhs	19,45,04,312	17,081	19,45,21,393	3.24	18,87,77,238	15,488	18,87,92,726	3.15	(0.09)
ii) Individuals shareholders holding nominal share capital in excess of Rs. 1 lakhs	19,54,53,287	0	19,54,53,287	3.26	20,28,62,665	0	20,28,62,665	3.38	0.12



c) Others (specify)	13,67,280	0	13,67,280	0.02	19,93,730	0	19,93,730	0.03	0.01
Overseas Depositories	0	0	0	0.00	0	0	0	0.00	0
Foreign Nationals	10,000	0	10,000	0.00	0	0	0	0	0
Clearing Members	0	0	0	0	28,79,253	0	28,79,253	0.05	0.05
HUF	0	0	0	0	1,51,52,171	0	1,51,52,171	0.25	0.25
NRI	1,19,30,535	0	1,19,30,535	0.20	1,10,86,554	0	1,10,86,554	0.18	(0.02)
Trust	34,50,41,033	0	34,50,41,033	5.75	34,50,41,033	0	34,50,41,033	5.75	0
SUB TOTAL (B)(2):	88,13,64,435	17,581	88,13,82,016	14.70	90,09,22,448	15,988	90,09,38,436	15.01	0.33
Total Public Shareholding (B)= (B)(1)+(B)(2)	4,12,73,37,266	17,581	4,12,73,54,847	68.84	4,12,73,38,859	15,988	4,12,73,54,847	68.84	0
C. Shares held by Custodian for GDRs & ADRs	0	0	0	0.00	0	0	0	0.00	0
Grand Total (A+B+C)	5,99,59,85,503	17,581	5,99,60,03,084	100	5,99,59,87,096	15,988	5,99,60,03,084	100	0


* Jointly with JAL & JAL holds beneficial interest

(ii) Shareholding of Promoters								
S. No.	Shareholders Name	Shareholding at the beginning of the year 01.04.2017			Shareholding at the end of the year 31.03.2018			
		No. of shares	% of total shares of the Company	% of shares pledged encumbered to total	No. of shares	% of total shares of the Company	% of shares pledged encumbered to total	% change in share holding during the year
1	Jaiprakash Associates Limited	1,78,30,00,600	29.74	87.30	1,78,30,00,600	29.74	87.30	0
2	Jaypee Infra Ventures (A Private Company with Unlimited Liability)	8,56,47,637	1.42	0	8,56,47,637	1.42	0	0
	Total	1,86,86,48,237	31.16	87.30	1,86,86,48,237	31.16	87.30	0




(iii) Change in Promoters' Shareholding (please specify, if there is no change)									
Sl. No.	Shareholders Name	Shareholding at the beginning of the year 01.04.2017			Date	Increase/ (Decrease) in shareholding	Reason	Cumulative holding during the year 2017-18	
		No of shares	% of total shares of the Company	% of shares pledged encumbered to total				No of shares	% of total shares of the Company
1	Jaiprakash Associates Limited	1,78,30,00,600	29.74	87.30	-	-	No change	1,78,30,00,600	29.74
2	Jaypee Infra Ventures (A Private Company with Unlimited Liability)	8,56,47,637	1.42	0	-	-	No change	8,56,47,637	1.42
	Total	1,86,86,48,237	31.16	87.30	-	-	No change	1,86,86,48,237	31.16

(iv) Shareholding Pattern of top ten Shareholders (other than Directors, Promoters & Holders of GDRs & ADRs)							
Sl. No	Name of the Shareholders	Shareholding at the beginning of the year 01.04.2017		Increase/ (Decrease) in shareholding during the year	Reason	Cumulative holding during the year 2017-18	
		No. of shares	% of total shares of the Company			No. of shares	% of total shares of the Company
1	Naresh Chandra Talwar, Trustee, JPVL Trust	34,40,76,923	5.74	-	-	34,40,76,923	5.74
2	ICICI Bank Ltd.	82,24,22,639	13.72	9,05,961	Sold and Bought during the year	82,33,28,600	13.73
3	State Bank of India (SBI)	21,00,00,000	3.50	10,60,00,000	Due to merger of State Bank of Patiala with SBI	31,60,00,000	5.27
				5,91,20,000	Due to merger of State Bank of Bikaner & Jaipur – with SBI	37,51,20,000	6.26
				70,00,000	Due to merger of State Bank of Travancore with SBI	38,21,20,000	6.37



(iv) Shareholding Pattern of top ten Shareholders (other than Directors, Promoters & Holders of GDRs & ADRs)							
Sl. No	Name of the Shareholders	Shareholding at the beginning of the year 01.04.2017		Increase/ (Decrease) in shareholding during the year	Reason	Cumulative holding during the year 2017-18	
		No. of shares	% of total shares of the Company			No. of shares	% of total shares of the Company
				8,85,40,000	Due to merger of State Bank of Hyderabad with SBI	47,06,60,000	7.85
4	IDBI Bank Ltd.	32,30,00,000	5.39	-	-	32,30,00,000	5.39
5	Punjab National Bank	26,42,40,000	4.41	-	-	26,42,40,000	4.41
6	Central Bank of India	25,13,70,000	4.19	-	-	25,13,70,000	4.19
7	United Bank of India	13,80,00,000	2.30	-	-	13,80,00,000	2.30
8	State Bank of Patiala	10,60,00,000	1.77	(10,60,00,000)	Merged with State Bank of India	NIL	NIL
9	Life Insurance Corporation Of India	9,79,80,125	1.63	-	-	9,79,80,125	1.63
10	Canara Bank	9,76,62,000	1.62	(2,03,475)	Sold during the year	9,74,58,525	1.63
11	ORIENTAL BANK OF COMMERCE	8,70,00,000	1.45	-	-	8,70,00,000	1.45

(v) Shareholding of Directors & Key Managerial Personnel								
Sl. No	Name	Shareholding at the beginning of the year 01.04.2017		Date	Increase/ Decrease in Shareholding	Reason	Cumulative Shareholding during the year 2017-18	
		No of shares	% of total shares of the Company				No of shares	% of total shares of the Company
1	Shri Manoj Gaur, Chairman	41,400	0.00	-	0.00	Nil Movement during the year	41,100	0.00
2	Shri Sunil Kumar Sharma, Vice-Chairman & CEO	5,700	0.00	-	0.00	Nil Movement during the year	5,700	0.00
3	Shri Suren Jain, Managing Director & CFO	16,700	0.00	29/07/2017	54,400	Transmission	71,100	0.00




4	Shri R.N. Bhardwaj, Independent Director	NIL	0.00	-	0.00	Nil Movement during the year	NIL	0.00
5	Shri B.B. Tandon, Independent Director	NIL	0.00	-	0.00	Nil Movement during the year	NIL	0.00
6	Shri A.K. Goswami, Independent Director	NIL	0.00	-	0.00	Nil Movement during the year	NIL	0.00
7	Shri G.P. Gaur, Director (Jointly with Smt. Vijaya Gaur)	50,000	0.00	-	0.00	Resigned w.e.f. 14th December, 2017	-	-
8	Shri S.S. Gupta, Independent Director	120	0.00	05/04/2017	(120)	Sold during the year	NIL	0.00
9	Shri Praveen Kumar Singh, Whole-time Director	3,50,000	0.01	-	0.00	Nil Movement during the year	3,50,000	0.01
10	Lt. Gen. (Retd.) Shri Ravindra Mohan Chadha, Director	2,850	0.00	-	0.00	Nil Movement during the year	2,850	0.00
11	Shri D.P. Goyal, Director	54,000	0.00	-	0.00	Resigned w.e.f. 24th July, 2017	-	-
12	Shri K.N. Bhandari, Independent Director	NIL	0.00	-	0.00	Nil Movement during the year	NIL	0.00
13	Shri Arun Balakrishnan, Independent Director	NIL	0.00	-	0.00	Resigned w.e.f. 9th July, 2017	-	-
14	Shri Atanu Sen, Independent Director	NIL	0.00	-	0.00	Resigned w.e.f. 13th September, 2017.	-	-
15	Shri S.L. Mohan, Independent Director	NIL	0.00	-	0.00	Nil Movement during the year	NIL	0.00
16	Shri Umesh Jain, Nominee Director (IDBI)	NIL	0.00	-	0.00	Nil Movement during the year	NIL	0.00
18	Ms. Sunita Joshi, Director	28,100	0.00	-	0.00	Nil Movement during the year	28,100	0.00
19	Dr. J.N. Gupta, Independent Director	2,500	0.00	-	0.00	Nil Movement during the year	2,500	0.00
20	Shri K.P. Rau, Independent Director	NIL	0.00	-	0.00	Nil Movement during the year	NIL	0.00
21	Shri M.K.V Rama Rao, Whole time Director	NIL	0.00	-	0.00	Nil Movement during the year	NIL	0.00
22	Shri M. M. Sibbal, Company Secretary	3,349	0.00	-	0.00	Resigned w.e.f. 31st May, 2017	-	-




23	Shri A. K. Rastogi, Company Secretary	-	-	-	-	Appointed as Company Secretary w.e.f. 01.06.2017	200	0.00

V Indebtedness					
Indebtedness of the Company (including interest outstanding / accrued but not due for payment) for financial year 2017-18					(Rs. In crore)
S. No.	Particulars	Secured Loans Excluding deposits	Unsecured Loans	Deposits	Total Indebtedness
A Indebtedness at the beginning of the Financial Year (01.04.2017)					
	i) Principal Amount :				
	a) Rupee Term Loan	9,924.31	10.00	-	9,934.31
	b) ECB/ FCCBs	679.30	662.28	-	1,341.58
	c) Working Capital	619.97	-	-	619.97
	d) Overdraft	7.35	-	-	7.35
	ii) Interest due but not paid	424.32	-	-	424.32
	iii) Interest accrued but not due	59.56	-	-	59.56
	Total (i to iii)	11,714.81	672.28	-	12,387.09
B Changes in Indebtedness during Financial Year 2017-18					
Addition					
	a) Rupee Term Loan	682.05	1,000.00	-	1,682.05
	b) ECB/FCCBs (Including Exchange Variation)	7.78	0.41	-	8.19
	c) Working Capital	2.02	-	-	2.02
	d) Overdraft	5.42	-	-	5.42
	ii) Interest due nut not paid	917.16	62.75	-	979.91
	iii) Interest accrued but not due	87.48	16.15	-	103.63
	Total - B	1,701.91	1,079.31	-	2,781.22
Reduction					



	a) Rupee Term Loan	1,260.08	248.23	-	1,508.31
	b) Conversion of Loan to Equity	-	-	-	-
	c) Conversion of ECB to Equity	-	-	-	-
	d) Conversion of interest due on loans to Equity	-	-	-	-
	e) ECB/ FCCBs	687.50	-	-	687.50
	f) Working Capital	49.81	-	-	49.81
	g) Interest due but not paid	107.08	-	-	107.08
	h) Interest accrued but not due	57.26	-	-	57.26
	Total - B1	2,161.31	248.23	-	2409.54
	Net Changes (B- B1)	(459.40)	831.08	-	371.68
C	Indebtedness at the end of the Financial Year (31.03.2018)				
	i) Principal Amount :				
	a) Rupee Term Loan	9,436.29	761.77	-	10,108.06
	b) ECB/ FCCBs	-	662.69	-	662.69
	c) Working Capital	572.18	-	-	572.18
	d) Overdraft	12.77	-	-	12.77
	ii) Interest due but not paid	1,234.40	62.75	-	1,297.15
	iii) Interest accrued but not due	89.77	16.15	-	105.92
	Total (i to iii)	11,255.41	1,503.36	-	12,758.77

VI REMUNERATION OF DIRECTORS AND KEY MANAGERIAL PERSONNEL		(In Rupees)			
(i) Remuneration to Managing Director, Whole-time Director and/or Manager:					
Sl. No	Particulars of Remuneration	Name of the MD/WTD/Manager			
		Shri Suren Jain Managing Director & CFO	Shri Praveen Kumar Singh, Whole-time Director	Shri M K V Rama Rao, Whole-time Director	Total
1	Gross salary				
	(a) Salary as per provisions contained in section 17(1) of the Income Tax, 1961	14,040,000	10,935,000	3,054,194	28,029,194
	(b) Value of perquisites u/s 17(2) of the Income Tax Act, 1961	1,17,06,425	94,77,000	22,79,147	2,34,62,572




	(c) Profits in lieu of salary under section 17(3) of the Income Tax Act, 1961	-	-	-	-
2	Stock option	-	-	-	-
3	Sweat Equity	-	-	-	-
4	Commission as % of profit others (specify)	-	-	-	-
5	Others, please specify- P.F-Employer's Contribution and Medical Claim, etc.	16,84,800	13,12,200	366,503	33,63,503
	Total (A)	2,74,31,225	2,17,24,200	56,99,844	5,48,55,269

Note: 1. Ceiling on managerial remuneration as per Schedule V to the Companies Act, 2013 (in case of loss): Rs. 2.33 crores (Rs. 4.66 crores after passing special resolution) for each Whole-time Director/Managing Director calculated as per Schedule V to the Companies Act, 2013 with an overall ceiling of Rs. 6.99 crores (Rs. 13.98 crores after passing special resolution) for all Whole-time Directors/Managing Director calculated as per Schedule V of the Companies Act, 2013.

(ii) Remuneration to other Directors:		(In Rupees)			
Independent Directors					
Sl. No.	Name of the Director	Fee for attending Board/ Committee meetings	Commission	Others, please specify	Total
1	Shri R.N.Bhardwaj	4,00,000	-	-	4,00,000
2	Shri B.B.Tandon	4,80,000	-	-	4,80,000
3	Shri A.K.Goswami	3,60,000	-	-	3,60,000
4	Shri S.S.Gupta	2,40,000	-	-	2,40,000
5	Dr. J.N.Gupta	2,00,000	-	-	2,00,000
6	Shri Arun Balakrishnan ^(a)	40,000	-	-	40,000
7	Shri Kailash Nath Bhandari	2,40,000	-	-	2,40,000
8	Shri Atanu Sen ^(c)	80,000	-	-	80,000
9	Shri S.L.Mohan	2,00,000	-	-	2,00,000
10	Shri K.P.Rau	2,00,000	-	-	2,00,000
	Total (1)	24,40,000	-	-	24,40,000

Other Non-Executive Directors		(In Rupees)			
Sl. No.	Name of the Director	Fee for attending Board/ Committee meetings	Commission	Others, please specify	Total
1	Shri Manoj Gaur	1,20,000	-	-	1,20,000




2	Shri G.P. Gaur ^(d)	1,20,000	-	-	1,20,000
3	Shri D. P. Goyal ^(b)	1,20,000	-	-	1,20,000
4	Lt. Gen. (Retd.) Shri Ravindra Mohan Chadha	40,000	-	-	40,000
6	Ms. Sunita Joshi	2,40,000	-	-	2,40,000
7	Shri Umesh Jain (IDBI Nominee)	2,00,000	-	-	2,00,000
	Total (2)	8,40,000	-	-	8,40,000
	Total (1)+(2)				32,80,000
	Ceiling as per the Act				82,00,000

Note:

- (a) Shri Arun Balakrishnan has resigned w.e.f. 9th July, 2017
(b) Shri D. P. Goyal has resigned w.e.f. 24th July, 2017
(c) Shri Atanu Sen has resigned w.e.f. 13th September, 2017
(d) Shri G. P. Gaur has resigned w.e.f. 11th December, 2017

(iii) Remuneration to Key Managerial Personnel other than MD/Manager/WTD		(In Rupees)		
Sl. No.	Particulars of Remuneration	Key Managerial Personnel		
1	Gross Salary	Company Secretary (Shri A. K. Rastogi) ³ (10 Months)	Company Secretary (Shri M. M. Sibbal) ⁴ (2 Months)	Total
	(a) Salary as per provisions contained in section 17(1) of the Income Tax Act, 1961	17,78,700	3,46,644	21,25,344
	(b) Value of perquisites u/s 17(2) of the Income Tax Act, 1961	13,14,987	279,828	15,94,815
	(c) Profits in lieu of salary under section 17(3) of the Income Tax Act, 1961	-	-	-
2	Stock Option	-	-	-
3	Sweat Equity	-	-	-
4	Commission	-	-	-
	as % of profit	-	-	-
	others, specify	-	-	-
5	Others, please specify-P.F- Employer's Contribution and Medical Claim, etc.	-	13,296	13,296
	Total	30,93,687	6,39,768	37,33,455



Notes: 1. Shri Sunil Kumar Sharma is Vice-Chairman and CEO on the Board of the Company and does not draw any remuneration from the Company.

2. The remuneration of CFO has been mentioned in VI(i) above, as Shri Suren Jain is Managing Director and CFO of the Company.

3. Shri A. K. Rastogi has been appointed as Joint President and Company Secretary of the Company w.e.f. 1st June, 2017.

4. Remuneration to Shri M. M. Sibbal, Vice President and Company Secretary is up to 31.05.2017 due to his resignation.

VII PENALTIES/PUNISHMENT/COMPOUNDING OF OFFENCES

	Type	Section of the Companies Act	Brief Description	Details of Penalty/Punishment/Compounding fees imposed	Authority (RD/NCLT/Court)	Appeal made if any, (give details)
A.	COMPANY					
	Penalty	NIL	NIL	NIL	NIL	NIL
	Punishment	NIL	NIL	NIL	NIL	NIL
	Compounding	NIL	NIL	NIL	NIL	NIL
B.	DIRECTORS					
	Penalty	NIL	NIL	NIL	NIL	NIL
	Punishment	NIL	NIL	NIL	NIL	NIL
	Compounding	NIL	NIL	NIL	NIL	NIL
C.	OTHER OFFICERS IN DEFAULT					
	Penalty	NIL	NIL	NIL	NIL	NIL
	Punishment	NIL	NIL	NIL	NIL	NIL
	Compounding	NIL	NIL	NIL	NIL	NIL

