

Ref: JPVL:SEC:2019

2nd January, 2020

BSE Ltd.

25th Floor, New Trading Ring,
Rotunda Building,
P J Towers, Dalal Street, Fort,
Mumbai - 400 001

National Stock Exchange of India Ltd.

“Exchange Plaza”, C-1, Block G,
Bandra-Kurla Complex,
Bandra (E), Mumbai - 400 051

BSE Scrip ID : 532627

NSE Scrip ID : JPPOWER

Re: Disclosure under Regulation 29(2) of SEBI (Substantial Acquisition of shares and Takeovers) Regulations, 2011

Dear Sirs,

In terms of Regulation 29(2) of **SEBI (Substantial Acquisition of shares and Takeovers) Regulations, 2011** we enclose herewith requisite information, in Annexure - B received by us from IDBI Bank Ltd. pertaining to sale of their holding of Equity Shares in the Company.

Thanking you,

Yours faithfully,

For JAIPRAKASH POWER VENTURES LIMITED


(A.K.RASTOGI)

Jt. President & Company Secretary

Encl: As above



CIN: L65190MH2004GOI148838

आईडीबीआई बैंक लिमिटेड
पंजीकृत कार्यालय : आईडीबीआई टॉवर,
डब्ल्यूटीसी कॉम्प्लेक्स, कफ पारेड,
मुंबई - 400 005.
टेलिफोन : (+91 22) 6655 3355, 2218 9111
फैक्स : (+91 22) 2218 0411
वेबसाइट : www.idbi.com

IDBI Bank Limited
Regd. Office : IDBI Tower,
WTC Complex, Cuffe Parade,
Mumbai - 400 005.
TEL: (+91 22) 6655 3355, 2218 9111
FAX: (+91 22) 2218 0411
Website : www.idbi.com

संदर्भ सं.211 /TBO/2019-20

Jan 01, 2020

The Company Secretary, JAIPRAKASH POWER VENTURES LTD Complex of Jaypee Nigrie Super Thermal Power Plant, Nigrie, Sarai, Singrauli, <u>Madhya Pradesh-486669</u>	The Director, Bombay Stock Exchange Phiroze Jeejeebhoy Towers, Dalal Street, <u>Mumbai – 400 001.</u>	The Director National Stock Exchange Ltd., Exchange Plaza, Plot No. C/1, G Block, Bandra-Kurla complex, Bandra (E), <u>Mumbai – 400 051.</u>
---	--	--

प्रियमहोदय/Dear Sir,

सेबी (शेयरों का पर्याप्त अर्जन एवं अधिग्रह) विनियमन 2011के विनियमन 29 (2) & (3) तथा सेबी (भेदिया कारोबार का निषेध) विनियमन 2015 के विनियमन 7 (3) के तहतप्र कटीकरण


Disclosure under Regulation 29 (2) & (3) of SEBI (Substantial Acquisition of Shares and Takeovers) Regulations, 2011 and Regulation No.7 (3) of SEBI (Prohibition of Insider Trading) Regulations, 2015

उपर्युक्त विनियमन के निबंधनों के अनुसार, हम अनुबंध में दिये गये विवरण के अनुसार जय प्रकाश पावर वेंचर लिमिटेड के बेचे गये शेयरों के ब्योरे इसके साथ संलग्न करते हैं:

In terms of the above Regulations, we hereby disclose the details of shares sold of JAIPRAKASH POWER VENTURES LTD as per details given in Annexure:

Particulars of sale	Number	% w.r.t. total paid up capital of Target Company
बिक्री से पूर्व शेयर / Shares before sale	32,30,00,000	5.39%
बेचे गये शेयर / Shares sold from 01/03/2017 to 30/12/2019	12,13,90,800	2.03%
बिक्री के बाद शेयर / Shares after sale	20,16,09,200	3.36%

Signature of Authorised Signatory


(श्रीमती शिखा तिवारी)
उप महा प्रबंधक



SEBI (Prohibition of Insider Trading) Regulations, 2015

Regulation 7(3) – Transactions by Other connected persons as identified by the company

Details of trading in securities by other connected persons as identified by the company - JAIPRAKASH POWER VENTURES LTD

Name, PAN, CIN/DIN, & address with contact nos. of other connected persons as identified by the company	Connection with company	Securities held prior to acquisition / disposal		Securities acquired / Disposed				Securities held post acquisition/disposal		Date of allotment advice/acquisition of shares/sale of shares specify		Date of intimation to company	Mode of acquisition /disposal (on market/public/rights/Preferential offer / off market/Interse transfer, ESOPs etc.)	Exchange on which the trade was executed
		Type of security (For eg. – Shares, Warrants, Convertible Debentures etc.)	No. and % of shareholding	Type of security (For eg. – Shares, Warrants, Convertible Debentures etc.)	No.	Sale Value (Rs.)	Transaction Type (Buy/Sale/Pl edge /Revoke/Invoke)	Type of security (For eg. – Shares, Warrants, Convertible Debentures etc.)	No. and % of shareholding	From	To			
1	2	3	4	5	6	7	8	9	10	11	12	13	14	
IDBI Bank Ltd., PAN : AABC18842G, CIN:L65190MH2004GO148838 IDBI Tower, Cuffe Parade, Colaba, Mumbai 400 005, Tel.No. 66263506	Banker	Shares	32,30,00,000 5.39%	Shares	12,13,90,800 2.03%	15,76,12,055.34	Sale	Shares	20,16,09,200 3.36%	1/3/2017	30/12/2019	1/1/2020	On market	BSE & NSE

Note: "Securities" shall have the meaning as defined under regulation 2(1)(i) of SEBI (Prohibition of Insider Trading) Regulations, 2015.

Signature:

Name:


Place:

Date:


Smt Shipra Tiwari

Mumbai


01.01.2020



ANNEXURE - B				
Disclosure under Regulation 29 (2) of SEBI (Substantial Acquisition of Shares and Takeovers) Regulations, 2011				
1	Name of the Target Company (TC)	JAIPRAKASH POWER VENTURES LTD		
2	Name(s) of the acquirer and Persons Acting in Concert (PAC) with the acquirer	As per Annexure		
3	Whether the acquirer belongs to Promoter/ Promoter Group	- N. A. -		
4	Name(s) of the Stock Exchange(s) where the shares of TC are listed	BSE & NSE		
5		Number	% w.r.t. total share/voting capital wherever applicable	% w.r.t. total diluted share/voting capital of the TC (**)
	Before the acquisition/disposal under consideration, holding of:			
	a) Shares carrying voting rights	32 30 00 000	5.39%	5.39%
	b) Shares in the nature of encumbrance (pledge/ lien/non-disposal undertaking/ others)	---	---	---
	c) Voting Rights (VR) otherwise than by equity shares	---	---	---
	d) Warrants/convertible securities/any other instrument that entitles the acquirer to receive shares carrying voting rights in the TC (specify holding in each category) acquired/sold	---	---	---
	Total (a+b+c+d)	32 30 00 000	5.39%	5.39%
	Details of sale			
	a) Shares carrying voting rights sold	12 13 90 800	2.03%	2.03%
	b) VRs acquired/sold otherwise than by equity shares	---	---	---
	c) Warrants/convertible securities/any other instrument that entitles the acquirer to receive shares carryin voting rights in the TC (specify holding in each category) after acquisition	---	---	---
	d) Shares encumbered / invoked/released by the acquirer	---	---	---
	Total (a+b+c+d)	12 13 90 800	2.03%	2.03%
	After the acquisition/Sale holding of:			
	a) Shares carrying voting rights	20 16 09 200	3.36%	3.36%
	b) Shares encumbered with the acquirer	---	---	---
	c) VRs otherwise than by equity shares	---	---	---
	d) Warrants/convertible securities/any other instrument that entitles the acquirer to receive shares carryin voting rights in the TC (specify holding in each category) after acquisition	---	---	---
	Total (a+b+c+d)	20 16 09 200	3.36%	3.36%
6	Mode of sale (e.g. open market/off-market/public issue/rights issue/preferential allotment/inter-se transfer, etc.)	Market Sale		
7	Date of sale of shares/VR/warrants or date of receipt of intimation of allotment of shares, whichever is applicable	01/03/2017 to 30/12/2019		
8	Equity share capital/total voting capital of the TC before the said acquisition/sale	5 99 60 03 084		
9	Equity share capital/total voting capital of the TC after the said acquisition/sale	5 99 60 03 084		
10	Total diluted share/voting capital of the TC after the said acquisition/sale	5 99 60 03 084		
Note:	(*) Total share capital/ voting capital to be taken as per the latest filing done by the company to the Stock Exchange under Clause 35 of the listing Agreement.			
	(**) Diluted share/voting capital means the total number of shares in the TC assuming full conversion of the outstanding convertible securities/warrants into equity shares of the TC.			
	Signature of the acquirer / seller / Authorised Signatory			
	Place: Mumbai			
	Date: 01/01/2020			



IDBI Bank Ltd					
FINANCE AND ACCOUNTS DEPTT (Investment Cell)					
BROKER WISE SALE DETAILS					
DETAILS OF SALES DURING THE PERIOD FROM 01-Mar-2017 TO 30-Dec-2019					
REPORT DATE :31-Dec-2019					
Name of Company: JAIPRAKASH POWER VENTURES LIMITED					
Date	Name of Broker	Exchange	SEBI Registration No.	Shares Sold	Amount
01-Nov-2019	CANARA BANK SECURITIES	NSE	1INB231280232	11 81 222.00	13 55 570.37
08-Nov-2019	CANARA BANK SECURITIES	NSE	1INB231280232	15 00 000.00	16 96 500.00
26-Dec-2019	CANARA BANK SECURITIES	BSE	1INB011280238	20 00 000.00	28 34 200.00
26-Dec-2019	CANARA BANK SECURITIES	NSE	1INB231280232	30 00 000.00	41 41 200.00
31-Oct-2019	CANARA BANK SECURITIES	NSE	1INB231280232	57 00 000.00	66 41 070.00
CANARA BANK SECURITIES PVT LTD TOTAL				2 16 23 280.00	2 58 03 152.52
24-Oct-2019	EAST INDIA SECURITIES LTD	NSE	1INZ000190836	5 00 000.00	5 48 801.00
25-Oct-2019	EAST INDIA SECURITIES LTD	NSE	1INZ000190836	10 67 498.00	11 71 689.11
EAST INDIA SECURITIES LTD. TOTAL				15 67 498.00	17 20 490.11
21-Nov-2019	GLOBE CAPITAL MARKET LT	BSE	1INZ000177137	2 52 782.00	2 60 416.02
21-Nov-2019	GLOBE CAPITAL MARKET LT	NSE	1INZ000177137	5 50 000.00	5 76 290.00
03-Dec-2019	GLOBE CAPITAL MARKET LT	BSE	1INZ000177137	20 00 000.00	27 74 200.00
14-Oct-2019	GLOBE CAPITAL MARKET LT	NSE	1INZ000177137	24 40 597.00	28 27 675.69
06-Dec-2019	GLOBE CAPITAL MARKET LT	BSE	1INZ000177137	40 00 000.00	63 46 800.00
26-Dec-2019	GLOBE CAPITAL MARKET LT	BSE	1INZ000177137	60 00 000.00	86 22 000.00
GLOBE CAPITAL MARKET LTD. TOTAL				1 52 43 379.00	2 14 07 381.71
09-Oct-2019	IDBI CAPITAL MARKETS & S	BSE	1INZ000007237	2 38 011.00	3 56 238.21
09-Oct-2019	IDBI CAPITAL MARKETS & S	NSE	1INZ000007237	9 00 000.00	12 97 126.09
IDBI CAPITAL MARKETS & SECURITIES LTD				11 38 011.00	16 53 364.30
26-Nov-2019	MARWADI SHARES & FINAN	NSE	1INZ000174730	10 00 000.00	10 72 700.00
29-Nov-2019	MARWADI SHARES & FINAN	BSE	1INZ000174730	15 00 000.00	17 36 250.00
29-Nov-2019	MARWADI SHARES & FINAN	NSE	1INZ000174730	35 00 000.00	39 16 500.00
MARWADI SHARES & FINANCE LTD. TOTAL				60 00 000.00	67 25 450.00
15-Oct-2019	PNR SECURITIES	NSE	1INZ000278532	15 00 000.00	15 71 700.00
PNR SECURITIES TOTAL				15 00 000.00	15 71 700.00
12-Dec-2019	SHCIL SERVICES LTD	BSE	1INZ000199936	13 98 873.00	18 70 433.09
09-Dec-2019	SHCIL SERVICES LTD	BSE	1INZ000199936	30 00 000.00	49 69 200.00
12-Dec-2019	SHCIL SERVICES LTD	NSE	1INZ000199936	30 00 000.00	40 41 300.00
SHCIL SERVICES LTD TOTAL				73 98 873.00	1 08 80 933.09
18-Dec-2019	SMC GLOBAL SECURITIES LT	NSE	1INZ000199438	50 53 507.00	70 62 276.03
SMC GLOBAL SECURITIES LTD. TOTAL				50 53 507.00	70 62 276.03
28-Nov-2019	SUNIDHI SECURITIES & FINA	BSE	1INZ000169235	5 00 000.00	5 33 833.70
28-Nov-2019	SUNIDHI SECURITIES & FINA	NSE	1INZ000169235	5 00 000.00	5 23 900.00
02-Dec-2019	SUNIDHI SECURITIES & FINA	BSE	1INZ000169235	30 00 000.00	38 01 694.20
03-Dec-2019	SUNIDHI SECURITIES & FINA	BSE	1INZ000169235	30 00 000.00	41 60 909.40
SUNIDHI SECURITIES & FINANCE LTD TOTAL				70 00 000.00	90 20 337.30
14-Nov-2019	SYKES & RAY EQUITIES (I) LT	NSE	1INZ000199833	15 00 000.00	16 71 300.00
SYKES & RAY EQUITIES (I) LTD. TOTAL				15 00 000.00	16 71 300.00
16-Dec-2019	WALLFORT FINANCIAL SERV	BSE	1INZ000234739	2 28 191.00	3 14 217.09
18-Oct-2019	WALLFORT FINANCIAL SERV	BSE	1INZ000234739	6 75 893.00	7 82 326.69
16-Dec-2019	WALLFORT FINANCIAL SERV	NSE	1INZ000234739	13 39 209.00	18 20 922.47
18-Oct-2019	WALLFORT FINANCIAL SERV	NSE	1INZ000234739	16 31 294.00	18 84 960.21
17-Dec-2019	WALLFORT FINANCIAL SERV	BSE	1INZ000234739	17 51 846.00	24 64 718.04
17-Dec-2019	WALLFORT FINANCIAL SERV	NSE	1INZ000234739	60 00 000.00	83 31 600.00
WALLFORT FINANCIAL SERVICES TOTAL				1 16 26 433.00	1 55 98 744.50
GRAND TOTAL				12 13 90 800.00	15 76 12 055.34



IDBI Bank Ltd					
FINANCE AND ACCOUNTS DEPTT (Investment Cell)					
BROKER WISE SALE DETAILS					
DETAILS OF SALES DURING THE PERIOD FROM 01-Mar-2017 TO 30-Dec-2019					
REPORT DATE :31-Dec-2019					
Name of Company: JAIPRAKASH POWER VENTURES LIMITED					
Date	Name of Broker	Exchange	SEBI Registration No.	Shares Sold	Amount
17-Oct-2019	ANAND RATHI SHARE AND STOCK BROKER	NSE	11NZ000170832	40 00 000.00	43 40 800.00
	ANAND RATHI SHARE AND STOCK BROKER			40 00 000.00	43 40 800.00
13-Nov-2019	ARIHANT CAPITAL MARKETS LTD	NSE	11NZ000180939	5 49 794.00	6 03 479.19
20-Nov-2019	ARIHANT CAPITAL MARKETS LTD	NSE	11NZ000180939	13 75 080.00	14 59 405.27
	ARIHANT CAPITAL MARKETS LTD TOTAL			19 24 874.00	20 62 884.46
12-Dec-2019	ASHIKA STOCK BROKING LTD	BSE	11NZ000169130	5 00 000.00	6 58 600.00
12-Dec-2019	ASHIKA STOCK BROKING LTD	NSE	11NZ000169130	5 00 000.00	6 48 600.00
04-Dec-2019	ASHIKA STOCK BROKING LTD	BSE	11NZ000169130	40 00 000.00	57 87 600.00
05-Dec-2019	ASHIKA STOCK BROKING LTD	BSE	11NZ000169130	40 00 000.00	60 66 800.00
	ASHIKA STOCK BROKING LTD. TOTAL			90 00 000.00	1 31 61 600.00
13-Dec-2019	BOB Capital Markets Ltd.	BSE	11NZ000159332	32 010.00	45 676.34
19-Dec-2019	BOB Capital Markets Ltd.	BSE	11NZ000159332	41 000.00	57 277.16
20-Dec-2019	BOB Capital Markets Ltd.	BSE	11NZ000159332	3 00 000.00	4 10 120.46
10-Oct-2019	BOB Capital Markets Ltd.	NSE	11NZ000159332	6 75 336.00	9 62 961.60
25-Nov-2019	BOB Capital Markets Ltd.	NSE	11NZ000159332	10 00 000.00	10 47 800.00
23-Dec-2019	BOB Capital Markets Ltd.	NSE	11NZ000159332	10 00 000.00	12 97 300.00
19-Dec-2019	BOB Capital Markets Ltd.	NSE	11NZ000159332	10 66 680.00	14 90 258.63
24-Dec-2019	BOB Capital Markets Ltd.	BSE	11NZ000159332	15 00 000.00	20 65 571.00
24-Dec-2019	BOB Capital Markets Ltd.	NSE	11NZ000159332	15 00 000.00	20 20 800.00
11-Oct-2019	BOB Capital Markets Ltd.	NSE	11NZ000159332	23 08 342.00	27 75 781.25
13-Dec-2019	BOB Capital Markets Ltd.	NSE	11NZ000159332	60 00 000.00	82 82 400.00
	BOB Capital Markets Ltd. TOTAL			1 54 23 368.00	2 04 55 946.44
22-Nov-2019	BP EQUITIES PVT.LTD.	NSE	11NZ000176539	10 00 000.00	10 47 800.00
27-Nov-2019	BP EQUITIES PVT.LTD.	NSE	11NZ000176539	10 00 000.00	10 47 800.00
16-Oct-2019	BP EQUITIES PVT.LTD.	NSE	11NZ000176539	18 28 984.00	19 18 787.12
	BP EQUITIES PVT.LTD. TOTAL			38 28 984.00	40 14 387.12
22-Oct-2019	Bonanza Portfolio Ltd.	BSE	11NZ000212137	72 211.00	82 865.78
23-Oct-2019	Bonanza Portfolio Ltd.	BSE	11NZ000212137	4 47 129.00	5 13 147.80
30-Dec-2019	Bonanza Portfolio Ltd.	BSE	11NZ000212137	5 00 000.00	7 78 310.00
27-Dec-2019	Bonanza Portfolio Ltd.	BSE	11NZ000212137	5 19 327.00	7 77 328.64
22-Oct-2019	Bonanza Portfolio Ltd.	NSE	11NZ000212137	5 23 921.00	6 01 225.05
23-Oct-2019	Bonanza Portfolio Ltd.	NSE	11NZ000212137	10 00 005.00	10 97 705.49
30-Dec-2019	Bonanza Portfolio Ltd.	NSE	11NZ000212137	20 00 000.00	29 93 600.00
27-Dec-2019	Bonanza Portfolio Ltd.	NSE	11NZ000212137	25 00 000.00	36 17 125.00
	Bonanza Portfolio Ltd. TOTAL			75 62 593.00	1 04 61 307.76
19-Nov-2019	CANARA BANK SECURITIES	NSE	11NB231280232	1 92 858.00	2 11 700.23
11-Nov-2019	CANARA BANK SECURITIES	BSE	11NB011280238	5 00 000.00	5 53 850.00
15-Nov-2019	CANARA BANK SECURITIES	BSE	11NB011280238	5 00 000.00	5 53 850.00
05-Nov-2019	CANARA BANK SECURITIES	NSE	11NB231280232	5 00 000.00	5 48 850.00
06-Nov-2019	CANARA BANK SECURITIES	NSE	11NB231280232	5 00 000.00	5 48 850.00
11-Nov-2019	CANARA BANK SECURITIES	NSE	11NB231280232	5 00 000.00	5 48 850.00
15-Nov-2019	CANARA BANK SECURITIES	NSE	11NB231280232	5 00 000.00	5 73 800.00
30-Oct-2019	CANARA BANK SECURITIES	NSE	11NB231280232	10 00 000.00	10 97 700.00
04-Nov-2019	CANARA BANK SECURITIES	NSE	11NB231280232	10 00 000.00	10 97 700.00
07-Nov-2019	CANARA BANK SECURITIES	NSE	11NB231280232	10 00 000.00	10 97 700.00
18-Nov-2019	CANARA BANK SECURITIES	NSE	11NB231280232	10 00 000.00	10 97 700.00
29-Oct-2019	CANARA BANK SECURITIES	NSE	11NB231280232	10 49 200.00	12 04 061.92

